

# Joseph and His Brothers

## Bible Story

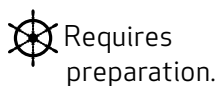
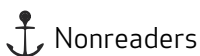
Genesis 37:1-36

## Anchor Point

God is with us wherever we go.

## Your Lesson

- Assemble the Crew
- Design a Coat
- How Did They Feel?
- Find Your Place in Line
- Concentrate on Joseph's Family
- Illustrate the Story
- Joseph and His Brothers
- Put the Story in Order
- Discuss the Story
- Worship



## Bible Verse

The LORD was with Joseph. (Genesis 39:2)

## Did You Know?

Joseph was part of a large family. His father, Jacob, had twelve sons. Joseph was his favorite because Joseph was born in Jacob's old age to Jacob's favorite wife. That Jacob loved Joseph more than his brothers was not necessarily the problem. The difficulty arose in the way Jacob expressed that favoritism publicly. Jacob gave Joseph a special coat—a long coat with sleeves.

Joseph's brothers began to resent him and were jealous of the special attention Joseph received. Joseph's attitude and actions did not help the situation with his brothers. He wore the coat Jacob had given him in front of his brothers and told his brothers about dreams he had that he would someday rule over them.

When opportunity presented itself, Joseph's brothers got rid of him. At first the plan was to kill Joseph, but one of the brothers, Reuben, convinced the others to throw him in a deep pit. Another brother, Judah, suggested selling Joseph into slavery. It is in this way that Joseph ends up in Egypt. Joseph's brothers, who had stolen Joseph's coat before throwing him into the pit, smeared the blood of an animal on the coat and used it to deceive Jacob into believing Joseph is dead.

As you teach the story of Joseph this month, help the children recognize that God never left Joseph, even when things got bad. This story shows how God is present through the valleys and the victories of life. God is present during sibling rivalry, scheming, bullying, kidnapping, time in prison, rise to leadership, feast, famine, and reconciliation. Through it all, God is there. Be careful not to present the idea God caused bad things to happen to Joseph, but rather that throughout whatever happened, good or bad, God was there. Just as God was with Joseph throughout his entire life, God is with each of us as well.

Check out all of the free resources for teachers!




Scan this QR code—go directly to "Free Stuff for Teachers" page. Or visit [www.deepbluekids.com](http://www.deepbluekids.com)



Permission is granted to duplicate this page for local church use only. © 2016 Abingdon Press

## Jump In!

The following activities may be done in learning centers as the children arrive or with the entire group.



### ASSEMBLE THE CREW

**Supplies:** Attendance Chart, offering basket, marker, stickers

 Display the Attendance Chart.

- Greet the children as they arrive.
- Allow each child to add a sticker or mark his or her name on the attendance chart.
- Show the children where to place any offerings.
- Play music as the children arrive.

### DESIGN A COAT

**Supplies:** Reproducible A, crayons

 Photocopy "Design a Coat" (Reproducible A) for each younger child.

**ASK:** Do you remember what special item of clothing Joseph's father gave him? (a coat or robe)


- Give each child a copy of "Design a Coat."

**SAY:** In this picture of Joseph, his coat is missing. The Bible doesn't tell us much detail about the special coat Jacob gave to his son, Joseph. Imagine what Joseph's coat might have looked like and draw a coat on the shape and make it look like Joseph.

- Encourage each child to make the shape look like Joseph.

### HOW DID THEY FEEL?


**Supplies:** Reproducible B, pencils

 Photocopy "How Did They Feel?" (Reproducible B) for each older child.

- Give each child a copy of "How Did They Feel?" and a pencil.
- Encourage each child to solve the puzzle.

### FIND YOUR PLACE IN LINE

**Supplies:** tape

 Make a line on the floor with tape that is long enough for all of the children to stand on shoulder to shoulder.



- Ask your group to stand on the line you made with tape.
- Introduce any new children in your group today.


**SAY:** I'm going to call out a category, and you'll have to find your place on the line based on that category. You can't talk while you're finding your place, but you can make motions (such as holding up a number of fingers) and silently help one another.

- The following are some examples of categories you can call out:
  - Line up by height, shortest to tallest.
  - Line up by birth month, January to December. (Remind the children that January is the first month, December the twelfth.)
  - Line up by shoe size, longest to shortest.
  - Line up by number of siblings, zero to greatest number.
- When they're finished finding their places in line, check the order. This is a good way for your group to learn things about one another.

**SAY:** Our Sunday school group is part of our church family, and we need to learn more about one another. Today, we're going to talk about Joseph's family.

## CONCENTRATE ON JOSEPH'S FAMILY

**Supplies:** Joseph's Family Cards

 Separate the Joseph's Family Cards. Shuffle all the cards together. Lay out the cards face-down.

**SAY:** This month we're going to be learning about Joseph. Joseph was part of a large family. We're going to play a game to begin learning the names of Joseph's father and brothers.

- Explain the rules of the game:
- When it is your turn, turn over two cards.
- If the cards do not match, turn them back over and your turn is over.
- If you find two cards that go together, you get another turn.
- Encourage the children to play the game.
- When all the cards have been matched, have the children find the Jacob cards.


**SAY:** Jacob was Joseph's father.

- Have the children count the matched cards to discover how many sons Jacob had.

**ASK:** How many sons did Jacob have? (12 counting Joseph)

## ILLUSTRATE THE STORY

**Supplies:** Reproducible C, mural paper, scissors, crayons, tape

 Make a copy of "Story Illustrations" (Reproducible C), and cut the directions apart.

Cut six pieces of mural paper. Tape one drawing direction at the bottom of each piece of mural paper.


**SAY:** Today you're going to draw illustrations that will go along with our Bible story.

- Encourage the children to work together to draw the six story illustrations.
- Display the pictures in order where the children will be able to see them when you tell the Bible story.

## Dive Deeper

### JOSEPH AND HIS BROTHERS

**Supplies:** Bibles, Reproducible D, illustrations drawn earlier

 Photocopy "Joseph and His Brothers" (Reproducible D) for each child to take home.

**SAY:** Our Bible story today is found in the first book of the Bible.

**ASK:** What is the first book of the Bible? (Genesis)

- Have the children find Genesis in their Bibles.
- Encourage the children to help one another.

**SAY:** Earlier you drew pictures that go along with today's story.

- Read the Bible story from "Joseph and His Brothers." As you read each section of the story, stand next to the illustration the children drew for that section.
- Thank the children for illustrating the story.


**ASK:** Did our story today mention God? (no) Do you think God was present with Joseph and his brothers? (Yes) How do you know? (God is always with us.)

**SAY:** God is always with us. God's presence doesn't mean bad things won't happen in our lives, but it does mean God will be with us when bad things happen. Joseph's story is not over. We will hear more about Joseph next week.

## Grow Stronger

### PUT THE STORY IN ORDER

**Supplies:** Reproducible E, scissors, large sheet of construction paper, glue stick

 Photocopy "Story Cards, Part 1" (Reproducible E) and cut the cards apart.

- Place the cards face-up on the table or floor.

**SAY:** Let's review the story of Joseph. Each of these pictures shows something that happened in today's story.

- Invite the children to work together to put the story cards in the correct order.

- Correct Order: 1. Jacob gives Joseph a coat. 2. Joseph describes his dream. 3. Joseph is sold into slavery. 4. Joseph's brothers tell Jacob that Joseph is dead.
- Let the children know how many cards are in the correct order, and allow them to make adjustments until all four cards are placed correctly.
- Have the children work together to glue the story cards in order on a large sheet of construction paper.
- Invite a child to write "Part 1" at the top of the construction paper.

**SAY:** We will hear more of Joseph's story next week.

## DISCUSS THE STORY

**Supplies:** story card poster made earlier

**SAY:** Joseph's family didn't always get along. Disagreements and arguments are a part of living together. But there are better ways to solve disagreements than the way Joseph's family did. Let's take another look at the story poster you made earlier.

- Point to the picture of Jacob giving Joseph a coat.

**ASK:** What's happening in this picture? (Jacob is giving Joseph a coat.) **Why did Jacob give this coat to Joseph?** (He loved him best.) **How do you think this made Joseph feel?** (special, loved) **How do you think this made Joseph's brothers feel?** (jealous, angry, hurt) **Was God with Joseph when this happened?** (yes) **Was God with Jacob when he gave Joseph this coat?** (yes) **Was God with Joseph's brothers when they were feeling hurt?** (yes)

**SAY:** God is always with us no matter what is happening or what we are feeling. God is always present with us.

- Point to the picture of Joseph describing his dream.

**ASK:** What's happening in this picture? (Joseph is telling his brothers about his dreams.) **How do you think Joseph was feeling?** (boastful) **How do you think hearing this dream made Joseph's brothers feel?** (confused, hurt, sad, unbelieving) **Was God with Joseph when this happened?** (yes) **Was God with Joseph's brothers when they heard about the dream?** (yes)

- Point to the picture showing Joseph's brothers selling him to a caravan of traders.

**ASK:** What is happening in this picture? (Joseph's brothers sold him into slavery.) **Why do you think Joseph's brothers did this?** (They were mad at Joseph. They were hurt. They were angry. They were tired of hearing him boast and brag.) **Was God with Joseph when his brothers sold him?** (yes) **Was God with Joseph's brothers when they sold Joseph?** (yes)

**SAY:** God is always with us. Even when bad things happen like Joseph being sold into slavery, God is present. Even when we do things that we shouldn't do, like selling our brother into slavery, God is present with us.

- Point to the picture of Jacob seeing Joseph's empty coat.

**ASK: What is happening in this picture?** (Joseph's brothers are telling Jacob that Joseph is dead.) **How do you think Jacob felt when he thought Joseph was dead?** (sad, grieving) **How do you think Joseph's brothers were feeling at this time?** (sad, guilty, regretful) **Was God with Jacob while he was sad?** (yes) **Was God with Joseph's brothers?** (yes)

**SAY: Even when we are unhappy with our family, or jealous of someone, we still need to remember to show love toward them. That's not always easy, but it's important.**

**ASK: What would have been a better way for Joseph's family to deal with their disagreements?**

- Allow children an opportunity to share their ideas.


**SAY: Getting along with other people is hard work sometimes. But God is with us as we figure out better ways of loving each other. Next week we will hear more of Joseph's story and add to our story poster.**

- Display the story poster in your classroom.

## Worship

### PRAISE AND PRAYER

**Supplies: Genesis 39:2 Bible Verse Poster, Genesis 39:2 Sign Language Poster, Reproducible G**

 Learn the signs from the Genesis 39:2 Sign Language Poster so you can teach them to the children.

Display the Genesis 39:2 Bible Verse Poster and Sign Language Poster in your worship area.

Photocopy "Talk About" (Reproducible G).

- Play familiar music and encourage children to listen to the words and move along with the music.

**ASK: Who is talking?** (Joseph) **To whom is he talking?** (his brothers) **Is Joseph mad at his brothers?** (No) **What did Joseph say about the things that happened to him?** (God used the events in Joseph's life for something good.)

- Play the song again and encourage children to sing along.
- Show the children the Bible Verse Poster. Encourage readers to read the verse with you.

**SAY: God was with Joseph through everything that happened to him. God was also with the rest of Joseph's family. And the great news is that God is with us! God is with us all the time.**

- Teach children the sign language for the Bible verse. Encourage all children to sign and say the Bible verse with you several times.

**PRAY:** God, thank you for your loving presence with us. Surround us with your love so that we may always remember you are with us. Amen.

- Give each child a copy of the "Talk About" page (Reproducible G) to take home.

**SAY:** Share the "Talk About" page with your parents when you go home. It has some information about today's lesson that you and your parents can share and discuss.

## Answers

**REPRODUCIBLE 1B**  
**HOW DID THEY FEEL?**


**J E A L O U S**  
17 22 26 15 12 6 8

**H U R T**  
19 6 9 7

**S A D**  
8 26 23


**A N G R Y**  
26 13 20 9 2

**C O N F U S E D**  
24 12 13 21 6 8 22 23



## Design a Coat

Joseph's father gave him a special coat. Imagine what the coat looked like and draw it on the shape and make it look like Joseph.



For Nonreaders

Art: Shutterstock, Inc.  
ORSS, © 2016 Abingdon Press


**DEEP**  
**BLUE**

DeepBlueKids.com



# How Did They Feel?

Joseph and his brothers did not always get along. Decode the words below to discover how Joseph's brothers might have felt when their father gave Joseph special treatment. (Hint: A=26, B=25, C=24, ...)



○ ○ ○ ○ ○ ○ ○  
17 22 26 15 12 6 8

○ ○ ○ ○  
19 6 9 7

○ ○ ○  
8 26 23

○ ○ ○ ○ ○  
26 13 20 9 2

○ ○ ○ ○ ○ ○ ○ ○  
24 12 13 21 6 8 22 23




For

Art: Four Story Creative  
ORSS, © 2016 Abingdon Press

Readers

**DEEP**  
**BLUE**

DeepBlueKids.com




## Story Illustrations

Cut the six statements apart and place on six pieces of mural paper for directions to students of what to draw on the page.

1. Draw a father and 12 boys. Draw one of the boys wearing a long coat with long sleeves.
2. Draw 12 bundles of wheat. Draw one bundle standing up straight in the center and the other 11 bundles lying down around it.
3. Draw a man in the center of the paper. Around the man draw the sun and the moon and 11 stars.
4. Draw a boy in the bottom of a deep hole in the ground.
5. Draw a caravan of camels.
6. Draw a man crying.

# Joseph and His Brothers

Use the six murals the children drew to illustrate the story.



1. This is the story of a family that didn't always treat each other kindly. Jacob was the father. He had 12 sons. Of all of his sons, Jacob loved Joseph the most. Jacob gave Joseph a fine, long coat that was much nicer than the coats his brothers had.
2. Joseph was a tattletale and he had a tendency to brag. As a result, his brothers didn't like him much. Joseph told his brothers about a dream he had. In Joseph's dream, all of the brothers were harvesting grain. Joseph's stalk of grain stood up straight and all of his brothers' stalks of grain bowed down to his stalk.
3. Joseph had another dream that the sun and the moon and eleven stars were bowing down before him. When he told his brothers about this dream, they hated him even more. Even Joseph's father, Jacob, thought Joseph was bragging a bit too much when he talked about that dream.
4. One day Jacob sent Joseph to check on his brothers who were taking care of their flock. As his brothers saw him coming in the distance, they remembered how much they disliked him. They decided to kill him. But Rueben, one of the brothers, convinced them not to kill him, but instead to throw him into a deep pit. Rueben's plan was to return later and rescue Joseph. The brothers took off Joseph's coat and threw him into the pit.
5. While Joseph was in the pit, his brothers sat down and ate their lunch. While they were eating, a caravan of Ishmaelites, traveling on camels, rode by. Another of Joseph's brothers, Judah, said, "Let's sell Joseph into slavery and make some money off of him." And so, Joseph's brothers sold him into slavery.
6. Then Joseph's brothers killed a wild animal and splashed the blood on Joseph's coat. When they showed the coat to their father, Jacob assumed that a wild animal had killed Joseph. Jacob was upset because he thought his favorite son was dead.

(Based on Genesis 37)



For Everyone


Art: Four Story Creative  
ORSS, © 2016 Abingdon Press

**DEEP  
BLUE**

DeepBlueKids.com



# Story Cards



For

Everyone

Art: Dede Putra/Deb Wolfe  
ORSS, © 2016 Abingdon Press

**DEEP**  
**BLUE**

[DeepBlueKids.com](http://DeepBlueKids.com)

# Oh, Brothers

Oh, brothers, my brothers, hear what I say.  
Oh, brothers, my brothers, God meant it to  
be this way.  
Oh, brothers, my brothers, everyone  
knows.  
Oh, brothers, my brothers, this is how the  
story goes.  
This is how the story goes.

We got off to a rocky start.  
You had a jealous heart.  
I was proud of the coat I wore,  
but you showed me to the door.  
I didn't know what was to be,  
but God took care of me.  
God made the story come true.  
God made the story, and the story came  
true.

Oh, brothers, my brothers, hear what I say.  
Oh, brothers, my brothers, God meant it to  
be this way.  
Oh, brothers, my brothers, everyone  
knows.  
Oh, brothers, my brothers, this is how the  
story goes.  
This is how the story goes.

God alone took me by the hand,  
led me to Egypt land.  
Then I landed in jail, it seems,  
till I explained their dreams.  
You didn't recognize me since  
I had become a prince.  
All was forgiven for good.  
(All was forgiven for good.)  
The way God said, God said that it would.

Oh brothers, my brothers.

WORDS: Dennis Scott  
MUSIC: Dennis Scott  
© 2016 Act IV Music

**For Everyone**

Art: Four Story Creative  
ORSS, © 2016 Abingdon Press



Oh, brothers, my brothers,  
hear what I say.  
Oh, brothers, my brothers,  
God meant it to be this way.  
Oh, brothers, my brothers,  
everyone knows.  
Oh, brothers, my brothers, this is how the  
story goes.

Oh, brothers, my brothers,  
hear what I say. (Hear what I say.)  
Oh, brothers, my brothers,  
God meant it to be this way.  
(Oh, yes, he did.)  
Oh, brothers, my brothers,  
everyone knows. (Everyone knows.)  
Oh, brothers, my brothers, this is how the  
story goes. (That's how it goes.)  
This is how the story goes.  
This is how the  
story goes.



**DEEP  
BLUE**

DeepBlueKids.com





# Talk About **Joseph and His Brothers**

## **Say the Bible verse together:**

The LORD was with Joseph. (Genesis 39:2)

## **Use these questions to talk about today's Bible story at home:**

Joseph's brothers were jealous of the way their father treated Joseph. Because they were upset, Joseph's brothers were mean to Joseph and treated him unkindly. Disagreements and arguments are a part of living together. But there are better ways to solve disagreements than the way Joseph's family did. What would have been a better way for Joseph's brothers to deal with their jealousy?

How do you deal with disagreements in your family?

Who are the people you can ask for help when you are having trouble getting along with someone?

Remember that regardless of what is happening in your life and no matter what you are feeling, God is always with you.

## **Pray:**

Thank you, God, for always being there to help us. And thank you for our families. Amen.

## **Bible Story**

Genesis 37:1-36

## **Anchor Point**

God is with us  
wherever we go.



## The Deep Blue Crew are waiting to hang out with you!

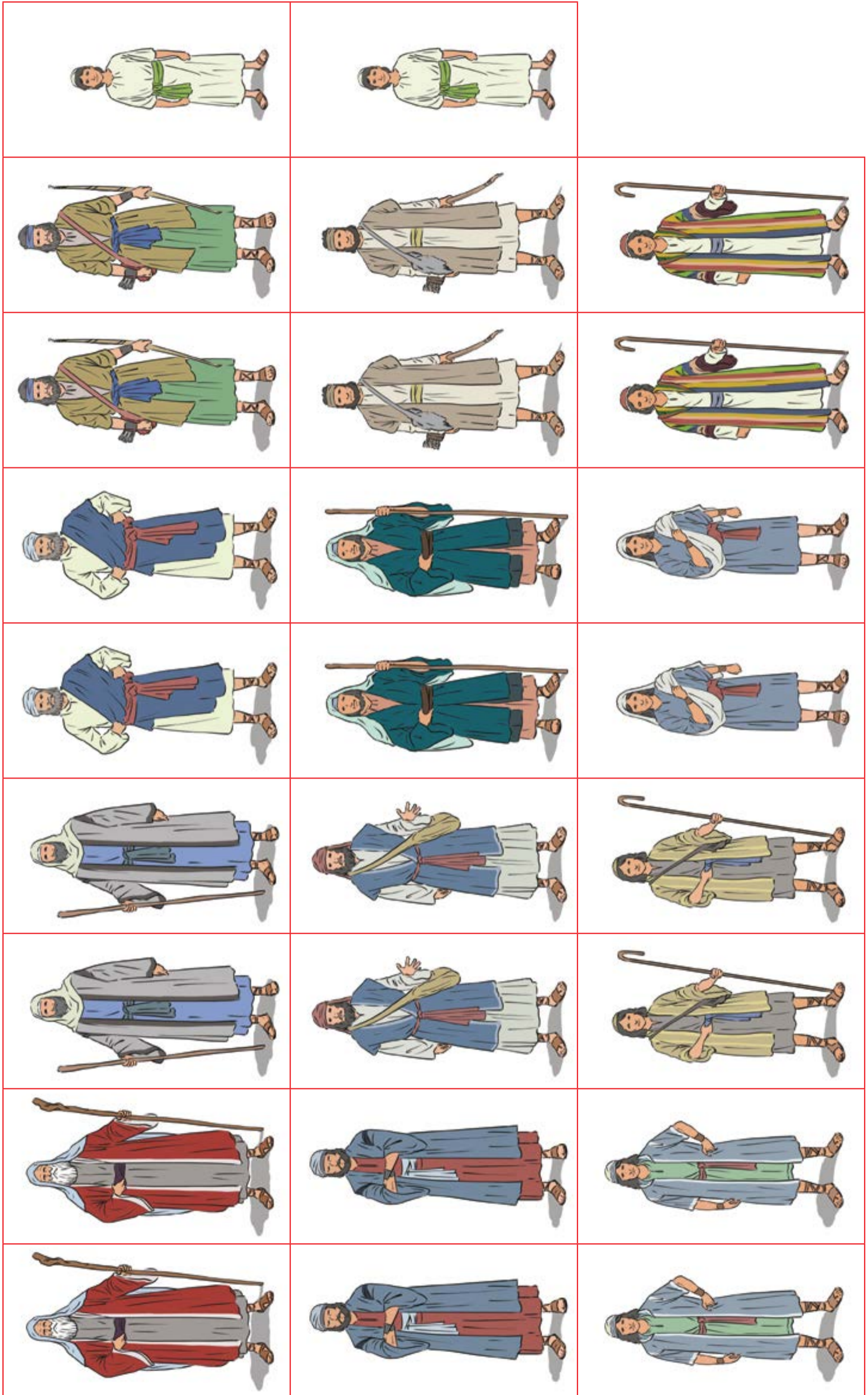
Scan this QR code to download the **Deep Blue Kids App**.  
Or visit [www.DeepBlueKids.com](http://www.DeepBlueKids.com).
















# The LORD was with Joseph.


Genesis 39:2



Lord



with



Joseph  
("J")

# The LORD was with Joseph.

Genesis 39:2

