

Joseph Saves the Day

Bible Story

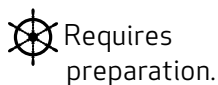
Genesis 41:1-57

Anchor Point

God is with us wherever we go.

Your Lesson

- Assemble the Crew
- Store the Food
- Pharaoh's Question
- Pharaoh Says
- Fat Cow, Skinny Cow
- Joseph Snacks
- Joseph Saves the Day
- The Continuing Story of Joseph
- Worship



Bible Verse

The LORD was with Joseph. (Genesis 39:2)

Did You Know?

When we left Joseph last week, he was still in prison. Joseph had correctly interpreted a dream for Pharaoh's wine steward who had been in prison with him for a while. Although Joseph had asked the wine steward to remember him when he was returned to his job, the wine steward did not, at least not right away.

Two years passed. Then there were more dreams. This time it was Pharaoh who was dreaming. Although Pharaoh summoned all of his advisors and all of Egypt's religious leaders, none of them were able to interpret his dream. It was only at this point the wine steward remembered the young Hebrew man in prison who had correctly interpreted his dream.

Joseph was summoned. Even before Joseph heard the dreams, he assured Pharaoh that God sent the dreams to Pharaoh and God would provide an interpretation of the dreams through Joseph. Joseph informed Pharaoh his dreams meant God was going to send seven years of abundance followed by seven years of severe famine.

Throughout Joseph's story, God's work behind the scenes was evident. But Joseph was not a passive bystander relying on God to do all of the work. After interpreting Pharaoh's dream, Joseph proceeded to offer unsolicited advice. He recommended a wise person be appointed to take charge of the grain harvest in the years of plenty in order to save grain for the years of famine. As Joseph obviously had hoped, Pharaoh took his advice and appointed Joseph to be his second-in-command.

Joseph was thirty years old when these events occurred. It had been thirteen years since his brothers had thrown him into a pit and then sold him into slavery. During all of those years, God was with Joseph, at work in his life and in the lives of those around Joseph.

Sign the monthly Bible verses with the Deep Blue Crew!



Scan this QR code to see Deep Blue Kids DVD and CD selections. Or just visit www.deepbluekids.com to discover more.



Jump In!

The following activities may be done in learning centers as the children arrive or with the entire group.



ASSEMBLE THE CREW

Supplies: Attendance Chart, offering basket, marker, stickers

- Display the Attendance Chart.
- Greet the children as they arrive.
- Allow each child to add a sticker or mark his or her name on the attendance chart.
- Show the children where to place any offerings.
- Play music as the children arrive.

STORE THE FOOD

Supplies: Reproducible A, crayons

 Photocopy "Store the Food" (Reproducible A) for each younger child.

ASK: Why did the Egyptians store up extra food for seven years? (So there would be food to eat for the next seven years.)

- Give each younger child a copy of "Store the Food."


SAY: This picture shows Joseph storing up the food, but there isn't any food in the storage areas.

ASK: What kind of food do you think the Egyptians ate during this time? What kind of food would you like to store so that it won't run out?

- Encourage each child to draw food in the storage areas and color the picture.
- Affirm each child's work
- Take time to give thanks for the good food we all have.

PHARAOH'S QUESTION

Supplies: Bibles, Reproducible B, pencils

 Photocopy "Pharaoh's Question" (Reproducible B) for each older child.

- Give each older child a copy of "Pharaoh's Question" and a pencil.
- Encourage each child to solve the puzzle.
- Have the children look up Genesis 41:38 to check their answers.

PHARAOH SAYS

SAY: I am going to give you some directions. Do whatever I say, but only if I begin with "Pharaoh says." If you don't hear me begin with "Pharaoh says" don't do whatever I am asking you to do.

- Play the game using the following or other commands:
 - Pharaoh says stand up.
 - Pharaoh says touch your toes.
 - Jump up and down. (Some children will probably start jumping. Do not eliminate children who make a mistake.)
 - Pharaoh says moo like a cow.
 - Pharaoh says stop mooing.
 - Pat your head.
 - Pharaoh says pretend to eat corn on the cob.
 - Reach for the sky.
 - Reach for the ground.
 - Pharaoh says wave at your neighbor.
 - Give your neighbor a high five.
 - Pharaoh says turn around in a circle.
 - Clap seven times.
 - Pharaoh says sit down.

FAT COW, SKINNY COW

Supplies: Reproducible C, crayons

 Photocopy "Fat Cow, Skinny Cow" (Reproducible C) for each child.

- Give each child a copy of "Fat Cow, Skinny Cow" and invite him or her to color the picture.

SAY: Right now this cow is quite fat. Let's make the cow skinny.

- Have each child follow these folding directions:
- Fold the top edge of the page down, using the second dotted line from the top as a guide.
- Fold the top of the page up on the dotted line nearest the top of the page.
- Fold the bottom edge of the page up, using the second dotted line from the bottom as a guide.
- Fold the bottom of the page down on the dotted line nearest the bottom of the page.

SAY: Your fat cow has become skinny. In today's Bible story we will hear about a dream with skinny cows eating fat cows.

JOSEPH SNACKS

Supplies: plain, undecorated, gingerbread men cookies; or store-bought cookie dough cut with gingerbread man cookie cutter; or items to bake cookies—flour, baking powder, salt, unsalted butter, confectioner's sugar, vanilla, cookie cutter, zip lock bags, baking pan, whisk, bowls, mixer, measuring spoons

- If you have access to a kitchen with a stove during Sunday school, you could allow your children to bake their own cookies using the following recipe or your favorite cookie recipe:
 - 2 cups flour
 - $\frac{1}{4}$ teaspoon baking powder $\frac{1}{4}$ teaspoon salt
 - 2 sticks unsalted butter, room temperature
 - $\frac{1}{2}$ cup confectioner's sugar
 - 2 teaspoons vanilla
 - Preheat oven to 350 degrees.
 - Whisk together flour, salt, and baking powder. Set aside.
 - Cream butter and gradually add sugar.
 - Add vanilla.
 - Blend in flour mixture. Dough will be soft.
 - Roll out on lightly floured surface to $\frac{1}{4}$ -inch thickness.
 - Cut out using the gingerbread man cookie cutter.
 - Place on sprayed cookie sheet and bake 15–20 minutes. Allow to cool.
- You can bring store-bought writing icing in 3 or 4 different colors, or you can allow the children to make their own icing using the following recipe:
 - 1 cup confectioner's sugar
 - 1 teaspoon vanilla
 - 2–3 tablespoons water
 - food coloring
 - Whisk together.
 - Place icing in zip lock bag and cut a small hole on the bottom so they can squeeze the icing out.
 - Drizzle icing over cooled cookies.
- This recipe makes about 2 dozen cookies. The children can decorate one cookie each, or you could allow them to decorate 2 or 3 cookies each. They can choose to decorate the gingerbread men cookies with Joseph's multicolored coat or a plain coat he might have worn as a servant or an Egyptian outfit and headdress.
- Set the cookies aside. You can eat them before class is over, or the children can take their cookies home.

Dive Deeper

JOSEPH SAVES THE DAY

Supplies: Bibles, **Reproducible D**, story posters made the last two weeks

 Photocopy "Joseph Saves the Day" (Reproducible D) for each child to take home.

ASK: What has happened to Joseph so far?

- Invite the children to briefly summarize Joseph's story.

SAY: Last week Joseph interpreted a dream for one of his fellow prisoners. He asked the man to remember him when he got out of prison. The man didn't remember Joseph right away, but he did eventually. That's part of today's story.

- Read the Bible story from "Joseph Saves the Day."

ASK: How did Joseph get out of prison? (Pharaoh brought him out to interpret his dream.) Who did Joseph say gave him the ability to interpret the dream? (God)

SAY: Because God helped Joseph correctly interpret Pharaoh's dream, the people of Egypt were able to store up food during the years when there was plenty of food. This meant they had food to eat when not enough food was being produced.


ASK: What do you think would have happened if Egypt had not saved food during the seven years of good weather and plentiful crop production? (There would not have been enough food when the famine occurred. People would have been hungry.)

SAY: God was with Joseph and helped Joseph interpret Pharaoh's dream. Things were going well for Joseph again.

Grow Stronger

THE CONTINUING STORY OF JOSEPH

Supplies: **Reproducible E**, scissors, large sheet of construction paper, glue stick

 Photocopy "Story Cards" (Reproducible E) and cut the cards apart.

- Lay the cards face up on the table.


SAY: Let's review the part of Joseph's story we heard today. Each of these pictures shows something that happened in today's story.

- Invite the children to work together to put the story cards in the correct order.
- Correct order: 1) Pharaoh dreaming about cows and ears of corn; 2) Joseph interpreting Pharaoh's dream; 3) People bringing food to Joseph to be stored; 4) Joseph distributing food to people
- Let the children know how many cards are in the correct order and allow them to make adjustments until all four cards are placed correctly.

Worship

PRAISE AND PRAYER

Supplies: Genesis 39:2 Bible Verse Poster, Genesis 39:2 Sign Language Poster, Reproducible F

 Review the signs from the Sign Language Poster so you can teach them to the children.

Display the Genesis 39:2 Bible Verse Poster and Sign Language Poster in your worship area.

Have copies of "Talk About" (Reproducible F).

SAY: This week we heard more of Joseph's story. As our song for this month plays, listen for the parts of the story we have already heard.

- Play familiar worship music and encourage children to sing and move along with the music.
- Show the children the Bible Verse Poster. Encourage readers to read the verse with you.

SAY: Things are looking up for Joseph at this point in the story, and God is still with him. God is with us through hard times and good times.

- Review the Sign Language for the Bible Verse. Encourage all children to sign and say the Bible verse with you.

SAY: Our Bible story for today was titled "Joseph Saves the Day." Joseph was a hero in today's story. Put on your best superhero voice and let's sign and say the Bible verse together again.

- Encourage all children to sign and say the Bible verse with you using a voice like a superhero.

PRAY: God, thank you for being with us all the time. Help us to feel your presence when we need comfort. Help us to remember you are with us when things are going well. Amen.


- Give each child a copy of the "Talk About" page (Reproducible F) to take home.

SAY: Share the "Talk About" page with your parents when you go home. It has some information about today's lesson that you and your parents can share and discuss.

Answers

REPRODUCIBLE 3B PHARAOH'S QUESTION

CAN WE FIND A MAN WITH
MORE GOD GIVEN GIFTS
THAN THIS ONE?



Store the Food

Draw some food in the storage areas for Joseph to give away.



For Nonreaders



Art: Ian Dale/Deborah Wolfe
ORSS, © 2016 Abingdon Press

**DEEP
BLUE**


DeepBlueKids.com

Pharaoh's Question

Even Pharaoh recognized God was at work in Joseph's life. Solve the puzzle to discover the question Pharaoh asked about Joseph. Begin with the letter C and then write every 7th letter on the lines below.




(c) ○ ○ ○ ○ ○ ○ ○ ○ ○ ○ ○ ○ ○ ○ ○ ○ ○ ○
 ○ ○ ○ ○ ○ ○ ○ ○ ○ ○ ○ ○ ○ ○ ○ ○ ○
 ○ ○ ○ ○ ○ ○ ○ ○ ○ ○ ○ ?



Fat Cow, Skinny Cow

Fold the picture at the dotted lines to make a fat cow become a skinny cow.




For Everyone

Art: Isabella Ciesinska/Gwen Walters
ORSS, © 2016 Abingdon Press



DeepBlueKids.com

Joseph Saves the Day



After Joseph had been in prison for many years, Pharaoh, the ruler of Egypt had two dreams that bothered him. First Pharaoh dreamed about seven fat cows being eaten by seven skinny cows.



Then Pharaoh dreamed about seven fat ears of corn being eaten by seven skinny ears of corn. None of Pharaoh's advisors and none of Egypt's religious advisors could tell him what the dreams meant.

Pharaoh's wine steward remembered Joseph had interpreted his dream when he had been in prison two years before. The wine steward told Pharaoh about Joseph. Pharaoh had Joseph brought out of prison. Joseph told Pharaoh he would listen to his dream, but said if he was able to tell him what it meant, it was God at work, not Joseph.

Pharaoh told Joseph about his dreams about the seven skinny cows eating the seven fat cows and the seven skinny ears of corn eating the seven fat ears of corn. Joseph told Pharaoh the dreams meant God was

going to send seven years of good weather and plentiful food production. That's what the fat cows and the fat ears of corn represented.

Joseph went on to say after those seven years, there would be seven years of famine, when there was not enough food. That's what the seven skinny cows eating the seven fat cows and the seven skinny ears of corn eating the seven fat ears of corn meant. Joseph suggested Pharaoh make a plan to store up the food during the years of plenty so people in Egypt would have food to eat when the famine occurred. Pharaoh thought that was a great idea and he put Joseph in charge.

Over the next seven years, Joseph became important in Egypt. There was good weather and plenty of food. Joseph organized the effort to store the extra food. Joseph was second-in-command only to Pharaoh. Pharaoh even gave Joseph his signet ring. This allowed Joseph to make laws and rule the people in the name of Pharaoh.

After the seven years of plenty, the famine began. Joseph was in charge of selling the food that had been stored. The famine affected many countries. Only Egypt had food because of Joseph's wise planning. People from many places came to Egypt to buy food.

(Based on Genesis 41)



For Everyone

Art: Shutterstock, Inc.
OR55, © 2016 Abingdon Press

**DEEP
BLUE**

DeepBlueKids.com



Story Cards, Part 3





Talk About **Joseph Saves the Day**

Say the Bible verse together:

The LORD was with Joseph. (Genesis 39:2)

Talk about today's Bible story at home:

With God's help, Joseph was able to set up a system for Egypt to plan ahead so there would be food in the years to come.

What plans do you have for the future?

What would you like to do?

Where would you like to go?

However your plans turn out, God will be with you. Take some time right now to say a prayer asking God to help you with your plans. Remember to thank God for always loving you and being with you.

Pray:

Thank you, God, for loving us and always being with us. Help us know what plans you have for our lives. Amen.

Bible Story

Genesis 41:1-57

Anchor Point

God is with us
wherever we go.



Help your crew memorize Scripture with us!

Visit www.DeepBlueKids.com
and discover the memorization
tools available on the Deep Blue
Kids Adventure DVD series.



For Everyone

Art: Four Story Creative
ORSS, © 2016 Abingdon Press



DeepBlueKids.com

Attendance Chart

Week

Name	1	2	3	4	5	6	7	8	9	10	11	12	13

Art: Tim Moen, character designer; Jesse Griffin, 3D artist; Julio Medina, 3D artist; Eric M. Mikula, facial rigging; Christopher Slavik, layout artist; Shutterstock®, background; Arvis Guilbault, chart design. © 2017 Abingdon Press.



CANAAN

**SINAI
PENINSULA**

EGYPT





The LORD was with Joseph.

Genesis 39:2




The LORD was with Joseph.


Genesis 39:2



Lord



with



Joseph
("J")