

The Burning Bush

Bible Verse

"I'll set you free with great power." (Exodus 6:6)

Did You Know?

This week's lesson focuses on the call of Moses. God called Moses in a dramatic way—by speaking from a burning bush. Moses could have walked on by the burning bush and missed God's call, but instead he was paying attention and chose to investigate. In order to hear God's call in our lives, we also need to pay attention.

Moses' response to God's call was typical of the way many of us respond when we feel God is asking us to do something. He began making excuses. "Who am I to go to Pharaoh and to bring the Israelites out of Egypt?" he asked God. After all, Moses had fled Egypt because he had killed an Egyptian. Yet God chose him for an important job. There was no doubt this call was meant for Moses—the voice from the burning bush called him by name. This was not a mistake. Sometimes we may feel surprised God is choosing us. Whatever our past experiences, God can use us to do God's work.

To reassure Moses, God promised him he would not be alone. Out of the flames of the bush came a reassuring promise, "I'll be with you." Just as God was with Moses, God is with us in whatever God calls us to do.

Most of us have never experienced God speaking to us from a burning bush. That doesn't mean God doesn't have a plan for us. God's message for us today tends to be delivered in more subtle ways. Help your children understand that God still communicates with us today, though in a different way than God spoke to Moses. We hear God's voice when we help someone in need and when we love and care for others.

God has called you to teach children. You are making a difference in God's world in the lives of children. Through teaching and caring for the children in your class, you can help them hear the messages God has for them. Thank you for hearing and responding to God's call.

Bible Story

Exodus 2:11–3:22

Anchor Point


We remember God's powerful acts.


My Plan

- Assemble the Crew
- God Calls Moses
- Word Puzzles
- Call the Name Game
- Make a Burning Bush Luminary
- The Burning Bush
- Standing on Holy Ground
- Hearing God's Messages Today
- Mission Moment
- Worship

 Everyone


 Readers

 Nonreaders

 Requires preparation.

Jump In!

The following activities may be done in learning centers as the children arrive or may be done with the entire group.




ASSEMBLE THE CREW

Supplies: Attendance Chart, offering basket, marker, stickers

- Display the Attendance Chart.
- Greet the children as they arrive.
- Allow each child to add a sticker or mark his or her name on the attendance chart.
- Show the children where to place any offerings.
- Play music as the children arrive.

GOD CALLS MOSES

Supplies: Reproducible A, crayons

-  Photocopy "God Calls Moses" (Reproducible A) for each younger child.
 - Give each younger child a copy of "God Calls Moses."


SAY: This picture shows God calling Moses to do God's work. Something is missing from the picture.

ASK: What is missing? (The bush isn't burning.)

- Encourage each child to add flames to the bush and color the picture.

WORD PUZZLES

Supplies: Bibles, Reproducibles B and C, pencils

-  Photocopy "God Is Still Speaking" (Reproducible B) and "What Is God's Name?" (Reproducible C) for each older child.
 - Give each older child a copy of "God Is Still Speaking" and "What Is God's Name?" and a pencil.
 - Encourage each child to solve the puzzles.
 - Have the children look up Exodus 3:14 to check their answers to "What Is God's Name?"

CALL THE NAME GAME


Supplies: None

SAY: God called Moses by name, and Moses listened very carefully to God's words. We're going to play a name-calling game to see who is listening to the call.

- Ask all your children to stand up and form a circle with plenty of space in the middle.
- Choose a volunteer to be the “caller.” Have that child stand in the middle of the circle.
- The caller starts the game by spinning around. When he or she stops spinning, he or she will point at a child in the circle.
- The caller immediately says one of the following: You, Me, Right, or Left.
- If the caller says “You,” the person must answer his or her own name.
- If the caller says “Me,” the person must answer the caller’s name.
- If the caller says “Right,” the person must answer the name of the person standing on his or her right side in the circle.
- If the caller says “Left,” the person must answer the name of the person on the left.
- When the caller points and says the direction, he or she must count to five aloud.
- The person being pointed at has to call the correct name before the caller reaches five.
- If the person gives an incorrect name or doesn’t speak in time, that person becomes the new caller and moves to the middle of the circle.
- If the person gives a correct name in time, the caller must spin and point again.

MAKE A BURNING BUSH LUMINARY

Supplies: Reproducible D, LED tea light candles, card stock, cardboard, push pins, toothpicks, scissors, crayons, tape

 Photocopy “Luminary” (Reproducible D) onto card stock for each child.

- Give each child a copy of “Luminary.”
- Invite each child to color the picture of the bush.
- Encourage each child to cut out the rectangle.
- Let each child lay his or her picture on a piece of cardboard and carefully use a push pin to poke holes all over the bush. To further enlarge the push pin holes, poke a toothpick through them.
- Have each child roll the rectangle into a tube, slightly overlapping the short edges. Use a piece of tape to secure the tube.
- Give each child an LED tea light candle.
- Invite the children to turn on their candles and place their luminaries over the candles.

SAY: With the candlelight shining through, your bushes appear to be on fire.

ASK: What happens when a bush or tree catches fire? (The fire spreads. The bush or tree will burn completely.)

SAY: In today’s Bible story we’ll hear about a bush that was burning but wasn’t consumed, and then we’ll find out what came out of the bush.




Dive Deeper

THE BURNING BUSH

Supplies: Bible, Reproducible E

Optional: Invite a visitor to come in and tell today's Bible story as Moses. If you have access to Bible times costumes, have your visitor dress as a shepherd.

 Photocopy "The Burning Bush" (Reproducible E) for each child to take home.

SAY: Last week we heard the story of a baby boy whose life was saved by his mother's courage and creativity.

ASK: Do you remember what the baby was named? (Moses)

SAY: We are going to hear Moses tell our Bible story today. When this story begins Moses is a grown man.

- Read the Bible story from "The Burning Bush."

ASK: How do you think Moses felt when he realized God was speaking to him out of the burning bush? Why do you think God chose a burning bush to speak to Moses? What would your response be if a burning bush called out your name?

SAY: God had a job to be done—the Israelites needed to be freed from slavery in Egypt. God chose Moses for the job, and God promised to be with Moses.

STANDING ON HOLY GROUND

- Invite the children to remove their shoes and place them in a pile.
- Have the children stand in a circle around the pile of shoes.

ASK: Why did God tell Moses to take off his shoes? (He was standing on holy ground.)

SAY: I'm going to pick up a pair of shoes. When I hold your shoes up, say, "I am standing on holy ground!"

- Pick up one pair of shoes at a time. After the owner of the shoes has responded, return the shoes. Continue until all children have had a chance to respond.

Grow Stronger

HEARING GOD'S MESSAGES TODAY

Supplies: "Messages from God" Poster

SAY: Although most of us will never hear God speaking to us from a burning bush like Moses did, we can still hear God speaking to us. God may not speak to us in a voice we can hear like God spoke to Moses, but when we pay attention we may hear God speaking to us through the world around us. We're going to look at some


pictures and think about some messages God might have for us.

- Show the children the “Messages from God” Poster.
- Use the following questions to discuss each picture on the poster:
 - What do you see in this picture?
 - What message might God be saying when we see this?
 - Does this picture remind you of any Bible stories?
 - What do you feel when you look at this picture?
- Note: There are no right or wrong answers. God sends many kinds of messages. Encourage children to share their thoughts and affirm their answers.

SAY: If Moses hadn’t been paying attention, he might have missed God calling to him from the burning bush. We need to pay attention if we are to hear the messages God has for us.

MISSION MOMENT

Supplies: Reproducible F

 Photocopy “Mission Letter” (Reproducible F) for each child.

SAY: This month you’ll have the opportunity to participate in a mission project. Today you’ll take a letter home about the mission to share with your family. We’ll be collecting donations throughout the month.

This quarter we will be raising money for the Children’s Defense Fund and their program *Freedom Schools*. You can learn more about this program at this website: <http://www.childrensdefense.org/programs/freedomschools/>.

This program seeks to build strong, literate, and empowered children prepared to make a difference in themselves, their families, communities, nation, and the world.

The model curriculum supports children and families around five essential components: 1. high-quality academic enrichment, 2. parent and family involvement, 3. social action and civic engagement, 4. intergenerational servant leadership development, and 5. nutrition, health, and mental health.

The Freedom Summer Project of 1964 provided reading instruction; a humanities curriculum emphasizing English, foreign languages, art, creative writing; and a general mathematics and science curriculum. These schools were structured to motivate young people to become engaged in their communities and to help them identify and design authentic solutions to local problems.


The Freedom Schools movement was reborn under the leadership of Marian Wright Edelman and the Children’s Defense Fund’s Black Community Crusade for Children® (BCCC®) campaign. The goal was to advance a transforming vision of education for all children through the CDF Freedom Schools program.

In the words of Dr. John Hope Franklin, honorary co-chair of the BCCC program, “[We want to help our children develop] an understanding and appreciation for family, for their own rich heritage derived from their African forebears as well as their American experience, the kind of understanding that will simultaneously provide them with roots and wings.”

Worship

PRAISE AND PRAYER

Supplies: Exodus 6:6 Bible Verse Poster; Exodus 6:6 Sign Language Poster; Reproducible G

 Review the signs from the Sign Language Poster so you can teach them to the children.

Display the Exodus 6:6 Bible Verse Poster and Sign Language Poster in your worship area.

SAY: God told Moses to go to Egypt and ask Pharaoh to set the Israelite slaves free.

ASK: What does it mean to be free?

- Allow children an opportunity to share their thoughts.
- Play familiar worship music and encourage children to sing and move along with the music.
- Show the children the Bible Verse Poster. Encourage readers to read the verse with you.

SAY: This was God’s promise to the Israelite people.

- Teach children the sign language for the Bible verse. Encourage all children to sign and say the Bible verse with you.

SAY: This month we’re remembering some of God’s powerful acts. Last week we heard about a baby being saved. This week we heard about God speaking from a burning bush. Next week we’ll talk about the powerful acts God used to set the Israelites free from slavery.

ASK: Before we pray, would anyone like to share a prayer request? Would you like to praise God for a special act God has done in your life? Does anyone have a special concern you would like our group to pray for today and this week?

PRAY: Thank you, God, for stories that help us remember your power. Thank you for the promise to be with us. Help us to listen for your messages and look for ways to do your work. (Remember the group’s prayer requests.) Amen.

- Give each child a copy of the “Talk About” page (Reproducible G) to take home.

SAY: Share the “Talk About” page with your parents when you go home. It has some information about today’s lesson that you and your parents can share and discuss.

Answers

REPRODUCIBLE B GOD IS STILL SPEAKING

Friends

Silence

Prayer



Bible

worship

nature

REPRODUCIBLE C WHAT IS GOD'S NAME?

Begin at the letter L.

Move backward 3 letters.

Move backward 8 letters.

Move forward 12 letters.

Move forward 10 letters.

Move backward 15 letters.

Move forward 7 letters.

Move backward 6 letters.

Move backward 8 letters.

Move forward 12 letters.

I
A
M
W
H
O
I
A
M




God's Answer:

I AM WHO I AM

God Calls Moses

What is missing from the picture? What special way did God use to call Moses?




For Nonreaders

Art: Ruth Flanigan
ORSS, © 2016 Abingdon Press

**DEEP
BLUE**

DeepBlueKids.com



God Is Still Speaking

Even though God may not speak to us from a burning bush, there are other ways we can discover what God wants us to do. To discover some ways God might send messages, connect each set of letters on the left to a set of letters on the right to make a word.

FRI

SIL

PRA

BI

WOR

NAT

URE

BLE

SHIP

ENDS


YER

ENCE



What Is God's Name?

When God asked Moses to go to Egypt and tell Pharaoh to set the Israelite slaves free, Moses said, "The Israelites are going to ask who sent me. They will ask, 'What's this God's name?'" When Moses asked God's name, God gave him an interesting answer. Begin at the letter L and move around the alphabet as directed, writing each letter down before moving on. Read down to discover God's answer.



Begin at the letter L.

Move backward 3 letters.

Move backward 8 letters.

Move forward 12 letters.

Move forward 10 letters.

Move backward 15 letters.

Move forward 7 letters.


Move backward 6 letters.

Move backward 8 letters.

Move forward 12 letters.



God's Answer:



Luminary




For Everyone

Art: Shutterstock, Inc.
ORSS, © 2016 Abingdon Press



DeepBlueKids.com

The Burning Bush



Hello! My name is Moses. You may have heard of me. I am an Israelite, or a Hebrew. Have you heard the story of how my mother and sister saved my life when I was a baby by putting me in a basket and arranging for Pharaoh's daughter to find me? Today I'd like to share with you about the time God called me and asked me to help the Israelites.

I wasn't living in Egypt at the time. I had to leave Egypt after I grew up because one day I got angry and did something I shouldn't have done. When Pharaoh heard what I had done, he wanted to kill me, so I left Egypt and went to Midian.

In Midian I made a new home, got married, and had a son. After many years had passed, one day I was out taking care of my father-in-law's sheep. As I was walking around I saw a bush that was on fire. It was the strangest thing—even though the bush was on fire, it wasn't burning up! I was curious and decided to investigate.

As I came close to the bush, I heard my name, "Moses, Moses!" You can imagine my surprise at hearing a burning bush call my name! Then the voice from the bush told me to take off my shoes because I was standing on holy ground. The voice went on to tell me it was God talking to me—the God of my father, the God of Abraham, Isaac, and Jacob. By this time I was so afraid I hid my face.

From the burning bush, God told me the Israelites were still slaves in Egypt and God had heard their cries of suffering. God wanted me to go to Pharaoh and bring the Israelites out of Egypt.

I couldn't believe my ears! "Who am I that I should go to Pharaoh and lead your people out of Egypt?" I asked. "Why are you asking me to do this?"

God said, "I will go with you. You won't be alone."



I still wasn't sure I was the right person for the job, but I felt better knowing I wouldn't be alone. God chose me to lead the Israelites out of Egypt and God promised to be with me.

What happened next? That's a story for another day.

(Based on Exodus 2:11–3:22)

For Everyone

Art: Four Story Creative
ORSS, © 2016 Abingdon Press

**DEEP
BLUE**

DeepBlueKids.com

45



Mission Letter

Dear Guardians,

This quarter we will be financially supporting The Children's Defense Fund (CDF) and their program *Freedom Schools*.

The CDF Freedom Schools® program seeks to build strong, literate, and empowered children prepared to make a difference in themselves, their families, communities, nation, and world today. By providing summer and afterschool reading enrichment for children who might otherwise not have access to books, the CDF Freedom Schools program plays a much needed role in helping to curb summer learning loss and close achievement gaps—and is a key part of CDF's work to ensure a level playing field for all children. In partnership with local congregations, schools, colleges and universities, community organizations, and secure juvenile justice facilities, the CDF Freedom Schools program boosts student motivation to read, generates more positive attitudes toward learning, increases self-esteem, and connects the needs of children and families to the resources of their communities. Since 1995, more than 135,000 preK–12 children have had a CDF Freedom Schools experience and more than 18,000 college students and recent graduates have been trained by CDF to deliver this empowering model.

The CDF Freedom Schools model incorporates the totality of the Children's Defense Fund's mission by fostering environments that support children and young adults to excel and believe in their ability to make a difference. Site coordinators and project directors are also trained by CDF to provide supervision and administrative oversight.

The program provides an exciting Integrated Reading Curriculum (IRC) including carefully chosen developmentally appropriate and culturally relevant books. The model curriculum supports children and families around five essential components—high-quality academic enrichment; parent and family involvement; social action and civic engagement; intergenerational servant leadership development; and nutrition, health, and mental health. Learn more at www.childrensdefense.org/programs/freedomschools/

Your child's class will collect an offering for this service organization. You may send the offering with your child to class, or donate online at childrensdefense.org by clicking the "Donate" link on the left-hand side of the webpage.





Talk About The Burning Bush

Bible Story

Exodus 2:11–3:22

Anchor Point

We remember God's powerful acts.



Say the Bible verse together:

"I'll set you free with great power." (Exodus 6:6)

Talk about today's Bible story at home:

God asked Moses to go to Egypt and ask Pharaoh to set the Israelite slaves free. What is God asking you to do? What opportunities do you have to do God's work?

Moses tried to make excuses to get out of what God wanted him to do. "I'm not sure you have the right person. I'm not a good speaker." What excuses do you use to get out of things you feel God would want you to do? What do you think God would reply to your excuses?

God's reply to Moses' excuses was, "I will be with you." With God's help, how can you do God's work in the upcoming week?

Pray:

Thank you, God, for always being with us. Show us what you want us to do. Amen.

Help your crew memorize Scripture with us!

Visit www.DeepBlueKids.com and discover the memorization tools available on the Deep Blue Kids Adventure DVD series.



**DEEP
BLUE**

DeepBlueKids.com

47

MESSAGES FROM GOD





Children's Defense Fund Freedom Schools®

The Children's Defense Fund Freedom Schools® program seeks to build strong, literate, and empowered children prepared to make a difference in themselves, their families, communities, nation, and world today.

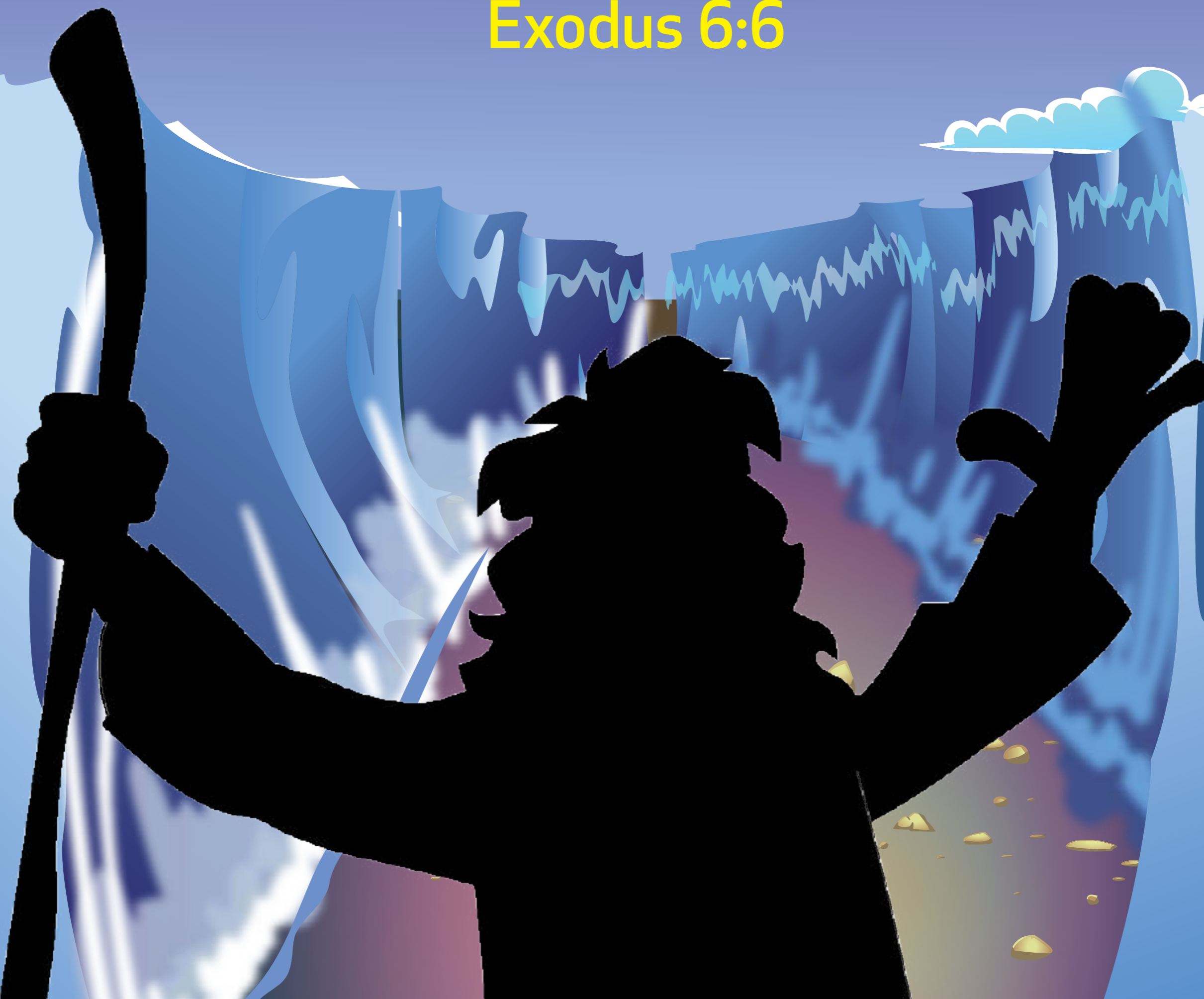
Bring your offering to Sunday school this month to support the Children's Defense Fund and their program, Freedom Schools®.



DeepBlueKids.com

"I'll set you free with great power."

Exodus 6:6



"I'll set you free with great power."

Exodus 6:6



God



free



you



with



great



power