

# Joseph in Egypt

## Bible Verse

The Lord was with Joseph. (Genesis 39:2)

## Did You Know?

**J**oseph was seventeen years old when his brothers sold him into slavery. The Ishmaelites who bought Joseph sold him to an Egyptian official named Potiphar who worked for Pharaoh. Joseph made himself useful to Potiphar and quickly earned a position of responsibility in Potiphar's household. Unfortunately, Potiphar's wife found Joseph attractive and sexually harassed him. When Joseph refused her advances, Potiphar's wife lied and accused him of taking advantage of her. It is likely that Potiphar did not believe his wife's story, or he would have had Joseph executed. However, he did have Joseph thrown into prison.

In prison, Joseph again made himself useful, this time to the prison warden. While Joseph was in prison, Pharaoh's chief baker and chief wine steward were thrown in prison on unnamed charges. Chief wine steward and chief baker were important positions as part of their jobs was to protect Pharaoh from being poisoned. While they were in prison, both the wine steward and the baker had unsettling dreams. Joseph interpreted their dreams although he attributed his interpretive ability to God. Joseph interpreted the wine steward's dream favorably and asked him to please remember Joseph when he was released from prison and reinstated to his job. The interpretation of the chief baker's dream was not favorable. When the two men were released from prison, Joseph's interpretation of their dreams was shown to be correct. The wine steward, however, happily back to work, forgot about Joseph.

Joseph's up-and-down journey suggests that God does not always get God's way in the world. However, God's presence with Joseph was constant. When things were not going well, God was still at work behind the scenes, making opportunities for Joseph to be successful. Joseph's journey continued, and through it all, God was present.

## Bible Story

Genesis 39:1-40:23

## Anchor Point

God is with us wherever we go.


## My Plan

- Assemble the Crew
- Dreams
- Message in the Pyramids
- Obstacle Course
- Paint an Egyptian Picture
- Joseph in Egypt
- Put the Story in Order
- God Is With Me
- Worship

  Everyone


 Readers

 Nonreaders

 Requires preparation.

## Jump In!

*The following activities may be done in learning centers as the children arrive or may be done with the entire group.*




### ASSEMBLE THE CREW

**Supplies:** Attendance Chart, offering basket, marker, stickers

- Display the Attendance Chart.
- Greet the children as they arrive.
- Allow each child to add a sticker or mark his or her name on the attendance chart.
- Show the children where to place any offerings.
- Play music as the children arrive.

### DREAMS

**Supplies:** Reproducible A, crayons

 Photocopy "Dreams" (Reproducible A) for each younger child.

**SAY:** When Joseph was in prison, some of the other prisoners had dreams they didn't understand. With God's help, Joseph was able to tell the men what their dreams meant.

**ASK:** Do you remember a dream that you have had?

- Allow children an opportunity to share.
- Give each younger child a copy of "Dreams."

**SAY:** The child in this picture is dreaming.

**ASK:** What do you think this child is dreaming about?

- Encourage each child to draw a picture in the dream bubble and color the picture.

### MESSAGE IN THE PYRAMIDS

**Supplies:** Bibles, Reproducible B, pencils


 Photocopy "Message in the Pyramids" (Reproducible B) for each older child.

- Give each older child a copy of "Message in the Pyramids" and a pencil.
- Encourage each child to solve the puzzle.
- Have the children look up Genesis 39:3 to check their answers..



## OBSTACLE COURSE

**Supplies:** stopwatch or clock with a second hand, masking tape, objects to set up an obstacle course, such as chairs, hula hoops, tables, and so forth

 Set up a short obstacle course using objects in the room. For example, you might set up several chairs that the children have to walk around, followed by a couple of hula hoops lying on the floor that have to be stepped in, followed by a table that must be crawled under and so forth.

Place a line of masking tape on the floor several feet in front of the first obstacle to indicate where children are to begin the obstacle course.

Place a line of masking tape on the floor several feet after the last obstacle to indicate the finish line.

Next to the obstacle course, use masking tape to mark a start and finish line for a second, equal-in-length course with no obstacles.


- Show the children the start and finish line on the straight course and the obstacle course.
- Explain the route through the obstacle course to the children.
- Invite the children to take turns going through the straight course and the obstacle course.
- Time each child's progress on each course.

**ASK:** Which course was faster? Why? Were you able to finish both courses?

**SAY:** Sometimes obstacles can slow us down, but we are still able to finish. As we hear more of Joseph's story today, we will learn that he had some obstacles to overcome in his life.

## PAINT AN EGYPTIAN PICTURE

**Supplies:** "Joseph in Egypt" Poster, Reproducible C, black crayons, brown paint, paintbrushes, containers for paint, plastic table coverings or newspaper

 Photocopy "Egyptian Picture" (Reproducible C) for each child.

- Protect the work area with paper or plastic.
- Place brown paint in containers. Add a small amount of water to the containers and stir to thin paint.

**SAY:** Last week we began hearing the story of Joseph. At the end of last week's story, Joseph's brothers sold him into slavery. Joseph ended up being taken to Egypt.


- Show children the "Joseph in Egypt Poster".

**SAY:** In ancient Egypt people used a series of pictures to write messages. These pictures are called hieroglyphs. You can see examples of hieroglyphs in the border of this poster.

- Give each child a copy of "Egyptian Picture."
- Invite each child to use black crayon to add hieroglyphs to the picture, using the symbols on the "Joseph in Egypt Poster" as examples.
- Encourage each child to cover her or his paper with paint, painting over the crayon.
- As an additional activity, find an alphabet list of hieroglyphs online and allow the children to write their names in hieroglyphs on their Egyptian picture.

## JOSEPH IN EGYPT

**Supplies:** "Bible Times Map", Reproducible D, story poster made last week, card stock, marker

 Photocopy "Joseph in Egypt" (Reproducible D) for each child to take home.

Display the "Bible Times Map" and the story poster.

Draw a happy face on one side of a piece of card stock. Draw a sad face on the opposite side.

**SAY:** Last week we heard part of Joseph's story.

- Have the children look at the story poster showing Part 1 of Joseph's story.

**ASK:** What happened to Joseph in last week's story?

- Invite the children to briefly summarize Joseph's story so far.
- Show the children the "Bible Times Map."

**SAY:** Joseph and his family lived in Canaan.

- Have the children find Canaan on the map.

**SAY:** When Joseph's brothers sold him into slavery, Joseph was taken to Egypt.

- Encourage the children to find Egypt on the map.

**SAY:** You can see that Joseph was a long way from home. Things were different in Egypt than they were in Canaan. Joseph was probably scared and lonely. Today we will hear more of Joseph's story. While he was in Egypt, some good things and some bad things happened to Joseph. As I read today's story, at certain times I will hold up a sad face or a happy face. When I hold up the sad face, you'll say, "Poor Joseph!" When I hold up the happy face you'll say, "Hooray for Joseph!"

- Read the Bible story from "Joseph in Egypt" holding up the sad face and happy face signs and encouraging the children to respond where indicated.
- Thank the children for helping you tell the story.


**ASK:** When was God with Joseph during today's story? (all the time)

**SAY:** God was always with Joseph no matter what was happening.

# Grow Stronger

## PUT THE STORY IN ORDER

**Supplies: Reproducible E**, scissors, large sheet of construction paper, glue stick

 Photocopy "Story Cards" (Reproducible E) and cut the cards apart.

- Lay the cards face-up on the table.

**SAY:** Let's review the part of Joseph's story we heard today. Each of these pictures shows something that happened in today's story.


- Invite the children to work together to put the story cards in the correct order.
- Correct Order: 1. Joseph working for Potiphar in Egypt; 2. Joseph being put in prison; 3. Joseph in charge of the other prisoners; 4. Joseph interpreting dreams for the other prisoners
- Let the children know how many cards are in the correct order, and allow them to make adjustments until all four cards are placed correctly.
- Have the children work together to glue the story cards in order on a large sheet of construction paper.
- Invite a child to write "Part 2" at the top of the construction paper.

**SAY:** Joseph's story isn't finished. We will hear more of Joseph's story next week.

- Display the story poster in your classroom with the poster from last week.

## GOD IS WITH ME

**Supplies: Reproducible F**, markers

 Photocopy "God Is With Me" Reproducible F for all children.

**ASK:** What were some good things that happened to Joseph in today's story? (He was put in charge of many things. He interpreted some dreams.) **What were some bad things**


**that happened to Joseph in today's story?** (He was far from home. He was thrown in prison for something he didn't do.)

- Give each child a copy of "God Is With Me" (Reproducible F).
- Read the information at the top of the page to the children.
- Encourage each child to color the design.
- Affirm each child's work.

# Worship

## PRAISE AND PRAYER

**Supplies:** Bible; Genesis 39:2 Bible Verse Poster; Genesis 39:2 Sign Language Poster; Reproducible G

 Learn the signs from the Sign Language Poster so you can teach them to the children.

Display the Genesis 39:2 Bible Verse Poster and the Sign Language Poster in your worship area.

**SAY:** Remember our song this month is about Joseph and his brothers. Today we've heard more of Joseph's story.

- Play familiar music and encourage children to sing and move along with the music.
- Show the children the Bible Verse Poster. Encourage readers to read the verse with you.
- Teach children the sign language for the Bible verse. Encourage all children to sign and say the Bible verse with you.

**SAY:** Dreams have been a recurring theme in Joseph's story. Last week, Joseph told his family about his dreams. This week, Joseph interpreted dreams for some men in prison. Let's say our Bible verse in a dreamy voice.

- Encourage the children to say the Bible verse in a dreamy voice.

**SAY:** Now let's say the verse in a wide-awake voice.

- Encourage the children to say the Bible verse in a wide-awake voice.

**SAY:** God was with Joseph through everything that happened to him. God didn't make bad things happen to Joseph, but when they did happen, God was there.

**ASK:** When is God with us? (always)

**SAY:** God is with us all the time.

- If time permits, spend a few minutes allowing the children to share any praises or prayer requests they have, and pray for the things mentioned.

**PRAY:** God, thank you for always being with us. Thank you for being with us when we are happy, sad, joyful, surprised, confused, or mad. Thank you for loving us. Amen.

- Give each child a copy of the "Talk About" page (Reproducible G) to take home.

**SAY:** Share the "Talk About" page with your parents when you go home. It has some information about today's lesson that you and your parents can share and discuss. e


## **Answers**

### **REPRODUCIBLE B MESSAGE IN THE PYRAMIDS**

**His master saw that the Lord was with him.**

# Dreams

Draw a picture of the child's dream in the dream bubble.




For Nonreaders

Art: Scott Spinks/Storybook Arts  
ORSS, © 2016 Abingdon Press

**DEEP**  
**BLUE**

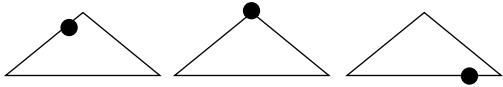
DeepBlueKids.com



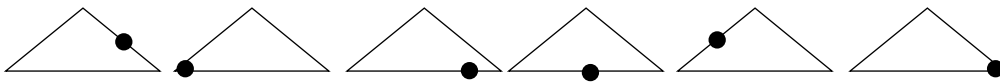


# Message in the Pyramids

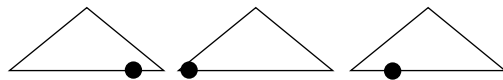
When Joseph first became a slave in Egypt, his master was a man named Potiphar. Use the pyramid to discover what Potiphar learned as he watched Joseph. The dots in the pyramid shapes below indicate which letter to write on each line.



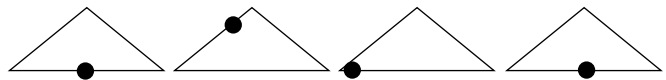
— — —



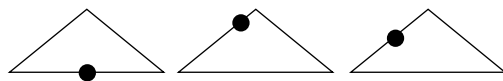
— — — — — —



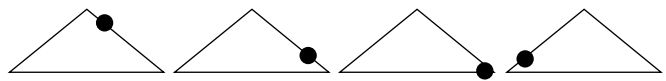
— — —



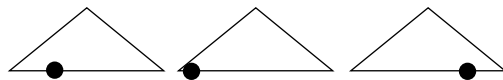
— — — —



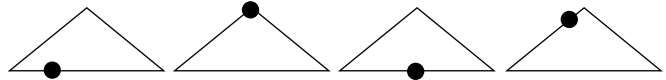
— — —



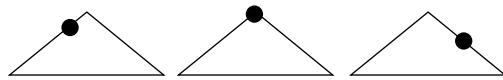
— — — —



— — —



— — — —



— — —



For Readers


Art: Shutterstock, Inc.  
ORSS, © 2016 Abingdon Press



DeepBlueKids.com

# Egyptian Picture

Add Egyptian hieroglyphs around the border of Joseph's picture.



For Everyone

Art: Ian Dale/Deborah Wolfe  
ORSS, © 2016 Abingdon Press

**DEEP**  
**BLUE**

DeepBlueKids.com



# Joseph in Egypt

After Joseph's brothers sold him into slavery, Joseph ended up in Egypt. Joseph was a long way from home.

**Poor Joseph!**

Joseph became the servant of an important man named Potiphar. God was with Joseph and Joseph worked hard and earned Potiphar's trust. Potiphar noticed God was with Joseph and that everything Joseph did was successful. Potiphar gave Joseph more and more responsibility for the running of his household. Things were going pretty well for Joseph.

**Hooray for Joseph!**

But then Potiphar's wife decided Joseph was good-looking and she tried to get Joseph to pay attention to her. This could have gotten Joseph in a lot of trouble.

**Poor Joseph!**

Joseph refused Potiphar's wife because he respected his master and he didn't want to get in trouble. Joseph stayed away from Potiphar's wife.

**Hooray for Joseph!**

One day Potiphar's wife found Joseph working alone and grabbed him. Joseph ran away, but Potiphar's wife had grabbed Joseph's cloak when he ran away. Potiphar's wife showed Joseph's cloak to her husband. She lied and said that Joseph had made advances to her but when she screamed he ran away, leaving his cloak behind. Even though Joseph was innocent, Potiphar had him thrown into prison.

**Poor Joseph!**

God was still with Joseph when he was in prison. Soon the jail's commander trusted Joseph and gave him responsibility for the other prisoners. Even though Joseph was still in prison, he worked hard and earned respect.

**Hooray for Joseph!**

One night two of the prisoners Joseph was responsible for had dreams they didn't understand. Joseph asked them to tell him their dreams and said God would interpret them. Joseph told the men what their dreams meant. One of the men would soon be released from prison and return to working for Pharaoh. Joseph asked the man to remember him and speak favorably of him when he returned to work. Joseph's interpretation of the men's dreams was correct.

**Hooray for Joseph!**

Unfortunately, when the man was released from prison and returned to work, he forgot all about Joseph. Joseph was still in prison.

**Poor Joseph!**

*(Based on Genesis 39-40)*




**For Everyone**

Art: Four Story Creative  
ORSS, © 2016 Abingdon Press

**DEEP  
BLUE**

DeepBlueKids.com

# Story Cards



For Everyone

Art: Dede Putra/Deborah Wolfe  
ORSS, © 2016 Abingdon Press

**DEEP**  
**BLUE**

DeepBlueKids.com



## God Is With Me

*Joseph had some rough times in his life. He also had times when things were going well. Through the good times and the hard times, God was with Joseph. You will have fun times and challenging times in your life. God will be with you at all times!*



**For Everyone**

Art: Isabel Ciesinska/Gwen Walters  
ORSS, © 2016 Abingdon Press

**DEEP  
BLUE**

DeepBlueKids.com



# Talk About **Joseph in Egypt**

## **Bible Story**

Genesis 39:1-40:23

## **Anchor Point**

God is with us  
wherever we go.



## **Say the Bible verse together:**

The LORD was with Joseph. (Genesis 39:2)

## **Use these questions to talk about today's Bible story at home:**

Life was challenging for Joseph. His brothers sold him into slavery. He was thrown into prison for something he didn't do. It seemed like every time things would start going well, something bad would happen.

What are some difficult things that have happened to you in your life?

God is always with you just as God was with Joseph.

What or who helps you remember that God is with you when difficult things happen?

When do you feel God's presence?

## **Pray:**

Thank you, God, for your constant presence in our lives and for the people around us who help us through the good and bad times. Amen.

## Help your kids learn more using the Parent Connection!




# Attendance Chart

Week

Name	1	2	3	4	5	6	7	8	9	10	11	12	13

Art: Tim Moen, character designer; Jesse Griffin, 3D artist; Julio Medina, 3D artist; Eric M. Mikula, facial rigging; Christopher Slavik, layout artist; Shutterstock, background; Arvis Guilbault, chart design. © 2017 Abingdon Press.







**CANAAN**

**SINAI  
PENINSULA**

**EGYPT**



DeepBlueKids.com



# The LORD was with Joseph.

Genesis 39:2




# The LORD was with Joseph.


Genesis 39:2



Lord



with



Joseph  
("J")