

Crossing the Sea

Bible Verse

"I'll set you free with great power." (Exodus 6:6)

Did You Know?

After years of slavery in Egypt, the Israelites were finally free. You would think this would have been a wonderful thing. Yet at one point the Israelites cried out to Moses, "What have you done to us, bringing us out of Egypt? Didn't we tell you to leave us alone and let us serve the Egyptians?" The Israelites were afraid. They were leaving a life of slavery, but they were leaving for an unknown land and a new way of life. Leaving Egypt was the beginning of a long struggle for freedom. As they left Egypt, Pharaoh's army began to follow them. Pharaoh had changed his mind (again) after the Israelites left. Facing an uncertain future, the Israelites began to question whether God was really with them. Moses once again reminded them that God had brought them this far, and God would deliver them from the Egyptians.

Sometimes we act like the Israelites and question whether God is really with us. When we are scared and feeling overwhelmed by life, we wonder where God is in the midst of our turmoil. Just as the Israelites could see no way out, sometimes we feel trapped by life's circumstances. Moses reminded the Israelites to put their trust in God. God provided a way for the Israelites by parting the waters of the Reed Sea so the Israelites could cross. This story once again demonstrates God's power.

As you prepare to teach this week's lesson, take time to reflect on the people in your life who remind you to trust in God. Thank God for these people in your life.

Children understand what it's like to be scared. Let your children know that they can trust God to be with them when they are scared. During this lesson, help them recognize and remember times they've felt God's presence, perhaps through the love of a parent or friend. Reassure them that just as God has been with us in the past, God will be with us in the future.

Sing along with the music videos on the Deep Blue Adventure DVD!



Scan this QR code to see Deep Blue Kids DVD and CD selections. Or just visit www.deepbluekids.com to discover more.



Bible Story

Exodus 13:17-14:31

Anchor Point

We remember God's powerful acts.


My Plan

- Assemble the Crew
- God Parts the Water
- Separating the Waters
- Science Fun
- Crossing the Sea
- Make a Mobile
- Mission Moment
- Hidden Message
- Follow Moses
- Worship

  Everyone

 Readers

 Nonreaders

 Requires preparation.

Jump In!

The following activities may be done in learning centers as the children arrive or may be done with the entire group.




ASSEMBLE THE CREW

Supplies: Attendance Chart, offering basket

- Display the Attendance Chart.
- Greet the children as they arrive.
- Allow each child to add a sticker or mark his or her name on the attendance chart.
- Show the children where to place any offerings.
- Play music as the children arrive

GOD PARTS THE WATER

Supplies: Reproducible A, crayons


-  Photocopy "God Parts the Water" (Reproducible A) for each younger child.
- Give each younger child a copy of "God Parts the Water."

ASK: Do you remember what God told Moses to do with his walking stick when the Israelites were by the Reed Sea? (Hold it over the water.)

- Encourage each child to draw in Moses' walking stick and color the picture.

SEPARATING THE WATERS

Supplies: Bibles, Reproducible B, pencils

-  Photocopy "Separating the Waters" (Reproducible B) for each older child.
- Give each older child a copy of "Separating the Waters" and a pencil.
- Encourage each child to solve the puzzle.
- Have the children look up Exodus 14:31 to check their answers.

SCIENCE FUN

Supplies: shallow tray or pan, water, pepper, small bars of soap, sugar, towels

- Fill each tray with about an inch of water.
- Have the children sprinkle pepper on top of the water.
- Invite the children to stick a bar of soap in the water in the middle of the pepper.

ASK: What happened to the pepper when you put the soap in the water? (It moved away from the soap.)

- Have the children remove the bar of soap and sprinkle sugar in the empty area

where there is now no pepper.

ASK: What happened to the pepper when you sprinkled sugar in the water? (It moved back together.)

SAY: When you add soap to the water, it interferes with the surface tension of the water, causing the pepper to be pushed away. The addition of sugar restores the surface tension properties of the water.

- Let the children experiment with the pepper and the soap, placing the soap at the edge of the pie pan and in the middle.

SAY: In this experiment it is pepper that is being separated in the water. In our Bible story today, we'll hear about a time when water itself was separated.

Dive Deeper

CROSSING THE SEA

Supplies: Reproducible C

 Photocopy "Crossing the Sea" (Reproducible C) for each child to take home.

SAY: Last week we heard the story of God performing many powerful acts to convince Pharaoh to set the Israelite slaves free. We are going to hear from Moses about what happened after the Israelites left Egypt.

- Read the Bible story from "Crossing the Sea."

ASK: Why were the Israelites afraid? (They didn't know where they were going or how they were going to escape from the Egyptians.) How did Moses help them when they were scared? (He reminded them to trust God.)


SAY: Trusting in God doesn't mean that we won't be scared, but when we're scared we can remember we are not alone because God is always with us.

ASK: What does it mean to trust in God? Who helps you remember to trust in God? Can you remember a time when you felt God was with you? What does it feel like to know God is with you?

- Allow children an opportunity to share their thoughts.

MAKE A MOBILE

Supplies: Reproducibles D and E, hangers, string, construction paper, scissors, paper hole punch, glue, crayons, markers

 Photocopy "Mobile, Part 1" (Reproducible D) and "Mobile, Part 2" (Reproducible E) for each child.

SAY: Today we will hear a story of one of God's powerful acts. You will make a mobile to help you remember the stories we have heard so far this month.



If you invited a visitor to tell the story of Moses in Session 6, invite him or her to come back and tell today's Bible story as Moses. If you have access to Bible times costumes, have your visitor dress as a shepherd.

- Give each of the children a copy of “Mobile, Part 1” and “Mobile, Part 2” (Reproducibles D and E). Instruct them to:
- Use crayons or markers to decorate each mobile shape.
- Cut out the five mobile pieces.
- Glue each mobile piece onto construction paper.
- Cut out each piece again, leaving a border of construction paper around each shape.
- Punch a hole in the top of each mobile piece.
- Cut five pieces of string of varying lengths from six to twelve inches long.
- Tie each mobile piece to one end of a separate piece of string.
- Tie the loose ends of the strings onto the hanger.


SAY: When you take your mobile home, hang it where it can remind you of God’s powerful acts.



Grow Stronger

MISSION MOMENT

Supplies: Reproducible F, basket for collecting offering

 Photocopy “Mission Letter” (Reproducible F) for children.

SAY: This month we are collecting money for our special mission project, the Children’s Defense Fund Freedom Schools. Let’s hear about a young woman who was a part of the Freedom Schools program.

FINDING HER VOICE


Myah Woods was a shy, nervous child, not one to speak out or speak up. Then she went to Freedom Schools.

She began attending Freedom Schools at age six and has literally grown up in this Children’s Defense Fund (CDF) institution—from student to Servant Leader Intern to Ella Baker Trainer. CDF has had a “huge impact” on her life—her knowledge, her skills, her choice of career, and especially her drive to change the conditions in her community through the education of its children.

She says, “The CDF Freedom School was really the first place somebody actually saw I had some potential outside of academics. It was the first place I got a chance to develop leadership.” She learned about leadership as servant leadership—“giving one hundred percent without expecting something every time” and “not leading for your own purpose but to help others.”

HIDDEN MESSAGE

Supplies: Reproducible G crayons

 Photocopy “Hidden Message” (Reproducible G) for each child.

SAY: When the Israelites were afraid, Moses reassured them that God would take

care of them. When you color the sections that contain a dot with a dark color and the sections that contain an x with a light color, you'll discover a hidden message for us and the Israelites.

- Give each child a copy of "Hidden Message" (Reproducible G).
- Invite each child to color each section of the picture that contains a dot with the same color and each section with an x with a different color.
- Have the children color the picture and find the hidden message.

FOLLOW MOSES

Supplies: None

- Ask your children to stand up and make a large circle. Have them spread out so they have room to move.

SAY: We're going to take an imaginary trip through the life of Moses. I will say something that happened in Moses' life and then make a movement to go with it.

Follow my movements.

- Moses' mother placed him in a basket in the Nile River so he wouldn't be killed.
(Make side-to-side rowing movements.)
- Pharaoh's daughter found Moses and took him to live in the palace.
(Place a crown on your head and strut in place.)
- When Moses was a young man, he killed an Egyptian who was abusing an Israelite. Then Moses ran away from Egypt.
(Run in place.)
- Moses stopped running when he reached a city named Midian. Then he became a shepherd and took care of sheep for forty years.
(Hold staff in one hand and gather up sheep with the other hand.)
- One day when Moses was taking care of his sheep, he saw a bush that was burning but it didn't burn up.
(Stop suddenly and stare.)
- The voice of God came from the burning bush and called out Moses' name.
(Put hand to ear like you're listening.)
- God told Moses to take off his shoes because he was standing on holy ground.
(Pretend to take shoes and socks off. Then step carefully.)
- God told Moses to go to Egypt and tell Pharaoh to let the Israelites go.
(Walk in place with a walking stick. Then bow before the Pharaoh.)
- Pharaoh would not let the Israelites go free, so God sent some plagues on the Egyptians.
(Hop like a frog. Swat bugs away from you. Close your eyes.)
- Finally Pharaoh said the Israelites could go free.

(Gather up belongings into a bag, and walk in place at a fast pace.)

- But Pharaoh changed his mind and sent his army to bring the Israelites back. Moses had led the Israelites to the Reed Sea. The sea was in front of them, and the army was behind them. God told Moses to lift his rod and split the sea in two.

(Lift a rod up and pray to God.)

- The sea split, and the Israelites walked across on dry land.

(Walk in place with arms stretched out to sides and hands up facing out.)


- The Israelites all crossed over safely, but when the Egyptian army tried to cross, the sea closed in on them. Moses and his sister Miriam led the people in a time of celebration.

(Play the song “Being Free” and allow the children to sing and move with the music in a time of celebration.)

Worship

PRAISE AND PRAYER

Supplies: Exodus 6:6 Bible Verse Poster, Exodus 6:6 Sign Language Poster, Reproducible H, blue sheet or piece of fabric

-  Review the signs from the Sign Language Poster so you can teach them to the children.

Display the Bible Verse Poster and Sign Language Poster in your worship area.

Place the blue fabric on the floor where children can gather around it

- Invite the children to gather in a circle around the blue fabric.

SAY: The Israelites were scared when they saw the Egyptian army following them. Moses reminded them to put their trust in God. We all have things that worry us. God promises to be with us, and we can trust God just as the Israelites did.

SAY: We’re going to pretend this blue fabric is the sea and we’re going to imagine tossing the things that worry us into the sea.

- Have children think of something that worries them.
- Encourage children to cup their hands near their mouth and whisper what they are afraid of into their hands.
- Invite children to imagine holding their worries in their hands and then pretend to throw them into the sea as they say out loud, “I trust God!”
- Show the children the Bible Verse Poster. Encourage readers to read the verse with you.
- Teach children the Sign Language for the Bible verse. Encourage all children to sign and say the Bible verse with you.

PRAY: God, thank you for stories that help us remember your powerful acts. Help us remember to trust you to be with us always. Amen.

TIP

If you do not have a blue piece of fabric, use pieces of blue construction paper.

- Give each child a copy of the “Talk About” page (Reproducible H) to take home.

SAY: Share the “Talk About” page with your parents when you go home. It has some information about today’s lesson that you and your parents can share and discuss. Check out the *Deep Blue Adventures App* this week.


Answers

REPRODUCIBLE B SEPARATING THE WATERS

Israel saw the amazing power of the Lord
against the Egyptians. The people were in
awe of the Lord, and they believed in the
Lord and in his servant Moses.

God Parts the Water

What did Moses use to part the Red Sea?




For Nonreaders

Art: Ruth Flanigan
ORSS, © 2016 Abingdon Press


DEEP
BLUE

DeepBlueKids.com




Separating the Waters

The words in the water droplets below do not make sense. You will need to separate the water droplets to understand the message. On the lines below, write the word in the first water drop at the beginning of the blank lines. Write the word in the second water drop at the very end of the blank lines. Continue in this way, alternating writing words at the beginning and end and working toward the middle. When you are finished, read what happened after God led the Israelites across the Reed Sea. You can check your answer in Exodus 13:41.



Four sets of horizontal lines for writing, each consisting of a top line, a middle dashed line, and a bottom line.

Crossing the Sea



Hello! Remember me? Moses? A couple of weeks ago I told you about the time God called to me out of a burning bush. God asked me to lead the Israelites out of Egypt where they had been in slavery for over 400 years. It wasn't easy to convince Pharaoh to let the Israelites go. It took many powerful acts of God before Pharaoh was convinced. Finally Pharaoh agreed and told me that the Israelites could leave.

When we left Egypt, God showed us where we were to go by providing a pillar of cloud and fire for us to follow. During the day the pillar of cloud led us. At night a pillar of fire showed us which way to go. We were headed toward Canaan, the land God had promised us. Had we taken the quickest route to Canaan we would have had to battle the Philistines, so God led us a different way, into the wilderness.

After we left Egypt, Pharaoh changed his mind and decided he didn't want to let the Israelites go. I think he realized all of his slaves were gone. Pharaoh sent his army after us. The war chariots were very fast, and since we were traveling on foot, they were able to catch up with us.

When we saw Pharaoh's army coming near to us, the people began to panic. They were frightened and they asked me, "Why did you bring us out of Egypt? Did you bring us into the wilderness so we could die here instead of in Egypt? It would be better to still be an Egyptian slave than to die out here!" They were scared, and I understood why. It was

frightening to see Pharaoh's army following us. Since I had led them out of Egypt, they looked to me for reassurance.

Remember when God spoke to me from the burning bush and promised to be with me? I reminded the Israelites God had promised to be with us. I reminded them of the message God had me deliver to them while they were still in Egypt, "I will take you as my people and I will be your God." I encouraged the people to continue to trust in God.

Even as I was encouraging everyone else to trust in God, I wasn't sure how God was going to help us this time. Pharaoh's army was behind us and the Reed Sea was in front of us! It felt like we were trapped. Once again we were saved by a powerful act of God. God told me to hold my walking stick over the sea. When I did, God parted the water so we could cross on dry land. It was amazing!

The Egyptian army continued to follow us, but their chariot wheels got stuck and they started to panic. Then God made the water come back and the entire Egyptian army was tossed into the sea. We trusted in God and once again, God delivered us from the Egyptians.


(Based on Exodus 13:17-14:31)

For Everyone

Art: Four Story Creative
ORSS, © 2016 Abingdon Press

DEEP
BLUE

DeepBlueKids.com





Mobile, Part 1

We remember
God's powerful
ACTS



Mobile, Part 2



For Everyone

Art: Izabela Ciesinska/Gwen Walters
ORSS, © 2016 Abingdon Press

**DEEP
BLUE**

DeepBlueKids.com



Mission Letter

Dear Guardians,

This quarter we will be financially supporting The Children's Defense Fund (CDF) and their program *Freedom Schools*.

The CDF Freedom Schools® program seeks to build strong, literate, and empowered children prepared to make a difference in themselves, their families, communities, nation, and world today. By providing summer and afterschool reading enrichment for children who might otherwise not have access to books, the CDF Freedom Schools program plays a much needed role in helping to curb summer learning loss and close achievement gaps—and is a key part of CDF's work to ensure a level playing field for all children. In partnership with local congregations, schools, colleges and universities, community organizations, and secure juvenile justice facilities, the CDF Freedom Schools program boosts student motivation to read, generates more positive attitudes toward learning, increases self-esteem, and connects the needs of children and families to the resources of their communities. Since 1995, more than 135,000 preK–12 children have had a CDF Freedom Schools experience and more than 18,000 college students and recent graduates have been trained by CDF to deliver this empowering model.

The CDF Freedom Schools model incorporates the totality of the Children's Defense Fund's mission by fostering environments that support children and young adults to excel and believe in their ability to make a difference. Site coordinators and project directors are also trained by CDF to provide supervision and administrative oversight.

The program provides an exciting Integrated Reading Curriculum (IRC) including carefully chosen developmentally appropriate and culturally relevant books. The model curriculum supports children and families around five essential components—high-quality academic enrichment; parent and family involvement; social action and civic engagement; intergenerational servant leadership development; and nutrition, health, and mental health. Learn more at www.childrensdefense.org/programs/freedomschools/


Your child's class will collect an offering for this service organization. You may send the offering with your child to class, or donate online at childrensdefense.org by clicking the "Donate" link on the left-hand side of the webpage.





Hidden Message

When Pharaoh's army began chasing after them, the Israelites were afraid. Moses reassured them and reminded them God would take care of them. God parted the sea and led the Israelites to safety. The design below contains a hidden message that the Israelites needed. We need this reminder, too. Color each section of the picture that contains a dot with a dark color and each section with an x with a light color to reveal the message.




For Everyone

Art: Izabela Ciesinska/Gwen Walters
ORSS, © 2016 Abingdon Press



DeepBlueKids.com



Talk About Crossing the Sea

Bible Story

Exodus 13:17-14:31

Anchor Point

We remember God's powerful acts.



Say the Bible verse together:

"I'll set you free with great power." (Exodus 6:6)

Talk about today's Bible story at home:

When the Israelites left Egypt they were leaving a life of slavery. You would think this would have made them happy! But the Israelites were afraid.

Think about a time you started at a new school, began a new activity, or moved to a new place. How does it feel to do something new? What feels good about new things? What is difficult about starting something new?

No matter what you are doing, you can trust God to be with you. God will help you find a way. What or who helps you remember God's presence? How does it feel to know God is with you?

Pray:

Thank you, God, for your great power and for always being with us. Amen.

Play these games
to learn more
about the Bible!



Scan this QR code to download the
Deep Blue Kids App.

Or visit www.DeepBlueKids.com
to discover more resources.



DeepBlueKids.com



Children's Defense Fund Freedom Schools®

The Children's Defense Fund Freedom Schools® program seeks to build strong, literate, and empowered children prepared to make a difference in themselves, their families, communities, nation, and world today.

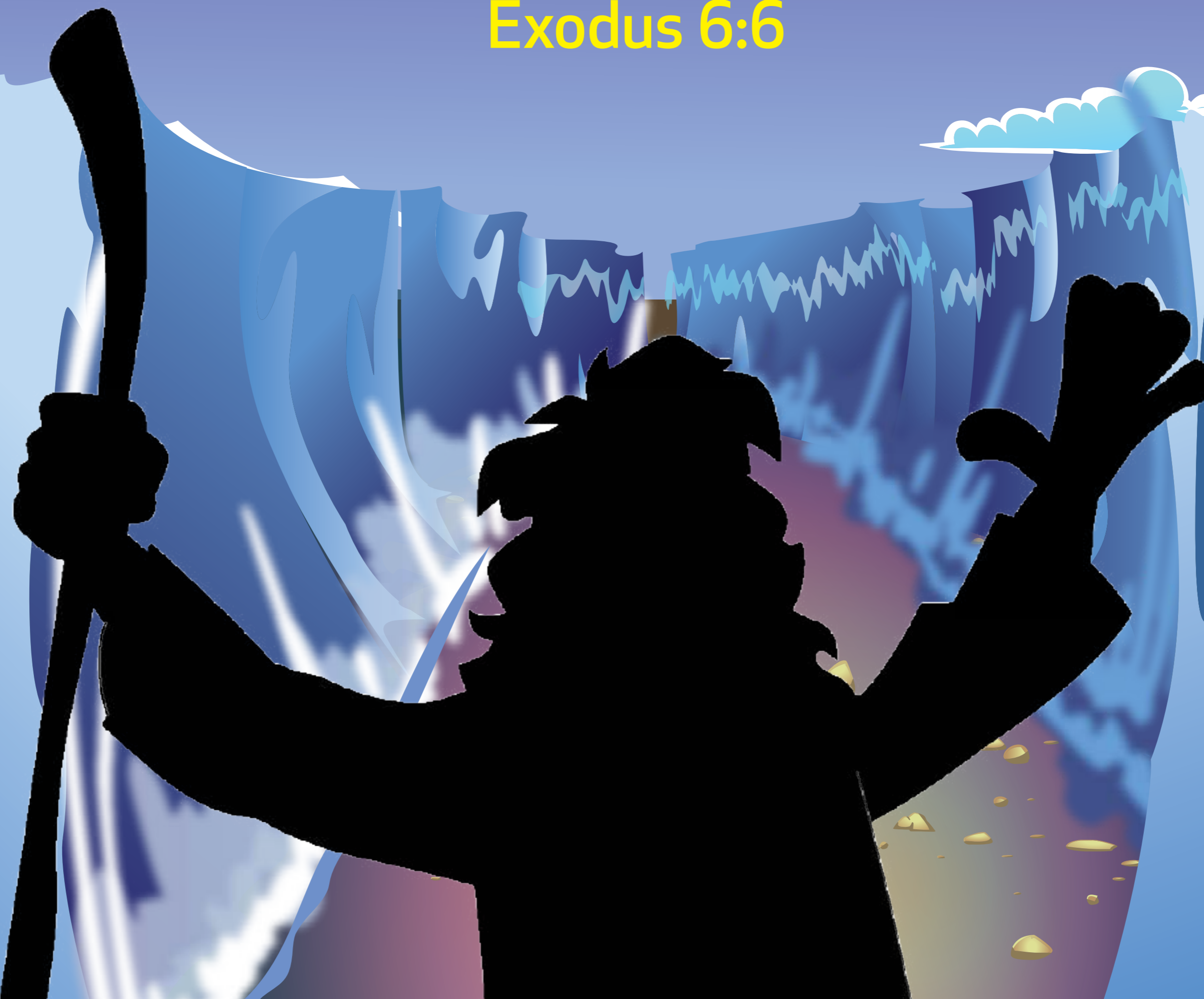
Bring your offering to Sunday school this month to support the Children's Defense Fund and their program, Freedom Schools®.



DeepBlueKids.com

"I'll set you free with great power."

Exodus 6:6



"I'll set you free with great power."

Exodus 6:6



God



free



you



with



great



power

