

The Peaceable Kingdom

Bible Story

Isaiah 11:6-9

Anchor Point

God cares for all people.


Your Lesson

- Assemble the Crew
- Unusual Animal Scenes
- Acrostic Poem
- God Cares for All People
- The Peaceable Kingdom
- Make a Peaceable Kingdom Ornament
- Peaceable Kingdom Art
- Make a Classroom Nativity Set
- Worship

 Everyone

 Readers

 Nonreaders

 Requires preparation.

Bible Verse

"I'll take you as my people, and I'll be your God." (Exodus 6:7)

Did You Know?

After hearing about Moses and the Israelites for the past several weeks, today we move out of the book of Exodus and hear from the prophet Isaiah. Seven hundred years before Jesus was born, the prophet Isaiah foretold of a time of extensive peace. Isaiah described a world where animals that are usually predator and prey would live peaceably together, and toddlers would have no need to be afraid of snakes. These verses are not a criticism of present times or a call for action. Instead the verses paint a visual picture of what the world could look like if peace reigned. And there is hope in these verses—hope that God's peaceable kingdom will one day arrive.

Isaiah's message was delivered to people who were living through difficult times. His description of peaceful times ahead brought hope to a weary world. Although our world is much different than when Isaiah lived, we still long for the peace Isaiah foretold. We still need hope.

This Sunday is the beginning of Advent. As part of today's lesson, the children will make a classroom Nativity set to be used during your class worship time. Some of the animals in the Nativity set are ones not traditionally found in such scenes. These animals have been added as a reminder of the verses from Isaiah describing God's peaceable kingdom. Isaiah's prophecy may be new to them, however. Help your children connect Isaiah's description of widespread peace to the message of peace Jesus taught throughout his life.

Advent is an exciting time to teach Sunday school. Children enjoy hearing the familiar story and celebrating Christmas. Let the enthusiasm of the children remind you that children can lead us as we work toward peace in God's kingdom.



The Deep Blue Crew are waiting to hang out with you!

Scan this QR code to download the **Deep Blue Kids App**.
Or visit www.deepbluekids.com.



Permission is granted to duplicate this page for local church use only. © 2016 Abingdon Press

Jump In!

The following activities may be done in learning centers as the children arrive or with the entire group.



ASSEMBLE THE CREW

Supplies: Attendance Chart, offering basket, marker, stickers

- Display the Attendance Chart.
- Greet the children as they arrive.
- Allow each child to add a sticker or mark his or her name on the attendance chart.
- Show the children where to place any offerings.
- Play music as the children arrive.

UNUSUAL ANIMAL SCENES

Supplies: Reproducible A, crayons

 Photocopy "Living in Peace" (Reproducible A) for each younger child.

SAY: Isaiah spoke about a world when all animals would live peaceably together, even those that usually don't get along.

- Give each younger child a copy of "Living in Peace" (Reproducible A).


SAY: This picture shows some animals you might find living on a farm.

ASK: What are some animals you might not expect to see living with these animals?

- Encourage each child to draw at least one unusual, imaginary animal and color the picture.

ACROSTIC POEM

Supplies: mural paper, pencils

 Put a long piece of mural paper on the wall or a board where the older children can write on it. Write vertically, going down, PEACEABLE KINGDOM.

SAY: In our Bible story today, Isaiah spoke of a world where all God's creatures live in peace.

ASK: What are some things you can do to help promote peace?

- Allow children an opportunity to share their thoughts.
- Show the children the mural paper on the wall.
- Encourage the children to work as a group to write an acrostic poem using PEACEABLE KINGDOM. Write a short statement that talks about peace beside

each letter. The first word should start with the letter given.

- Invite the children to share their poem.

GOD CARES FOR ALL PEOPLE

Supplies: mural paper, scissors, glue, old magazines

 Cut a large piece of mural paper.

Look through the magazines and tear out pages showing people of all ages and cultures.


- Invite all the children to look through the magazine pages and cut out pictures of people.
- Have the children glue the pictures they find onto the mural paper. Overlapping of pictures on the page is okay.
- Encourage the children to add people of all ages and cultures to the picture.
- Have the children hang up the finished picture in your classroom.

SAY: There are many different types of people in this world. We know God cares for all people. God wants us all to live together in peace.

Dive Deeper

THE PEACEABLE KINGDOM

Supplies: Bibles, Reproducible B

 Photocopy "The Peaceable Kingdom" (Reproducible B) for each child to take home.

SAY: Today's Bible story is from Isaiah. The Book of Isaiah is in the Old Testament.

ASK: Did today's Bible story happen before or after Jesus was born? (before) How do you know? (Events in the Old Testament happened before Jesus was born.)

- Have children find Isaiah 11:6-9 in their Bibles. Encourage older children to help younger children.
- Read the first paragraph of the Bible story from "The Peaceable Kingdom."

SAY: I am going to read you what Isaiah said. Listen carefully. Isaiah mentions a lot of animals. Begin with your hands in your lap. The first time you hear an animal mentioned, raise your hands high over your head. The next time you hear an animal mentioned, put your hands back in your lap. Every time an animal is mentioned, move your hands, alternating between having them in your lap and raising them over your head.

- Read the rest of "The Peaceable Kingdom."

ASK: According to Isaiah, what does a peaceable kingdom look like? (animals living together) Why would it be unusual for a wolf to live with a lamb or a leopard to lie down with a goat or a calf and a young lion to eat together? (These animals are predator and prey.) Who does Isaiah say will lead the world into peace? (a little child)

Permission is granted to duplicate this page for local church use only. © 2016 Abingdon Press

SAY: Jesus came to the world as a little child. He taught a message of peace and love.

MAKE A PEACEABLE KINGDOM ORNAMENT

Supplies: Reproducibles C and D, crayons, colored pencils, scissors, glue sticks, ribbon

 Photocopy "Ornament 1" (Reproducible C) and "Ornament 2" (Reproducible D) for each child.

SAY: Today you will make an ornament that you can take home as a reminder of our story.

- Give each child a copy of "Ornament 1" and "Ornament 2."
- Invite each child to use crayons or colored pencils to color the pictures.
- Have each child follow these directions to make an ornament:

Cut out the ornament pieces.

Fold each of the six circles in half, with the right sides facing in. Make sure each fold goes from top to bottom.

Cut a 12-inch piece of ribbon and set it aside.

Put glue on one half of the back of one of the circles, covering the complete surface.

Attach another circle to the first circle, being sure to orient the pictures in the same direction.


Glue both ends of the ribbon to the partially completed ornament to form a hanging loop.

Put glue on the other half of the second circle.

Continue gluing on the remaining circles in the same manner, gluing the last circle to the first circle to form a ball.

PEACEABLE KINGDOM ART

Supplies: drawing paper; rulers; black, fine-point markers; colored pencils, crayons, or oil paints; coverings for tables; bowls for water; paint brushes

 Look online for the different versions of the painting by Edward Hicks, *The Peaceable Kingdom*. Make arrangements to show your group the paintings on a computer.

SAY: Edward Hicks, who lived from 1780–1849, painted over a hundred versions of his famous picture, *The Peaceable Kingdom*. The theme of his painting was drawn from our Scripture today, Isaiah 11:6-9.

- Look at some of the different versions of the painting.

ASK: What do you see? How does it make you feel? Why do you think Edward Hicks painted this?

Permission is granted to duplicate this page for local church use only. © 2016 Abingdon Press



SAY: Let's create our own paintings of a peaceable kingdom.

- Hand out paper and supplies.
- Create a border around the picture with a ruler.
- Draw and color a pattern on the border.
- Using a pencil, draw your choice of animals living together peaceably.
- Trace your pencil drawing with a black, fine-point marker.
- Color your picture with crayons, colored pencils, or oil paints.
- Set the paintings aside to dry. Give them out at the end of Sunday school.

Grow Stronger

MAKE A CLASSROOM NATIVITY SET

Supplies: Candle Flames Cards, construction paper, scissors, tape

 Cut 2-inch by 4-inch strips of construction paper. You will need 13 strips.

Remove the candle flame shapes and set them aside to be used during closing worship.

- Have the children work together to punch out the Nativity set figures.

ASK: What do these figures remind you of? (Christmas, a Nativity set)

SAY: We are going to use these figures to make a Nativity set for our classroom.

- Have the children roll each strip of construction paper into a tube shape, overlapping the short ends and securing with a piece of tape.
- Encourage the children to tape each Nativity set figure to a paper tube so that it stands up independently.
- Have the children put the Nativity set up in your worship area.

ASK: Are there any animals in our Nativity set that aren't usually in Nativity sets? (wolf, leopard, lion, bear, snake)

SAY: You heard about these animals in our Bible story today.

ASK: What was unusual about these animals? (Allow the children to give their answers.)

Worship

PRAISE AND PRAYER

Supplies: Exodus 6:7 Bible Verse Poster, Exodus 6:7 Sign Language Poster, Advent Wreath Poster and candle flames, Reproducible E, Nativity set made earlier, tape

 Review the signs from the Exodus 6:7 Sign Language Poster so you can teach them to the children.

Display the Exodus 6:7 Bible Verse Poster and Sign Language Poster in your worship area.

Display the Advent Wreath Poster.

Cut out the candle flames, one for each week of Advent.

Photocopy "Talk About" (Reproducible E) for each child.

SAY: Advent is a time of waiting and preparation.

ASK: How many Sundays are there in Advent? (four) What are we waiting and preparing for during Advent? (the birth of Jesus, the Christmas celebration)

SAY: We will celebrate the season of Advent by lighting a candle on our Advent wreath each Sunday.

- Invite a child to tape a candle flame on one of the candles on the Advent Wreath Poster.

SAY: We have added the Nativity set you made earlier to our worship center. It reminds us of the stories we will be hearing over the next few weeks. We have a special song for Advent.

- Play familiar worship music or an advent hymn and encourage the children to sing.
- Show the children the Bible Verse Poster. Encourage readers to read the verse.

SAY: Advent and Christmas are an extra special time of celebrating our God's presence with us.

- Teach children the sign language for the Bible verse. Encourage all children to sign and say the Bible verse with you.


SAY: This month we have been sharing our joys and concerns with each other for our prayer time.

- Invite children to share their joys and concerns, reminding them that sharing is always optional.

PRAY: God, thank you for the season of Advent and the time to get ready to once again celebrate the birth of your Son. We give our joys and concerns to you today. We look forward to the day the peaceable kingdom described by the prophet Isaiah will be a reality. Amen.

- Give each child a copy of the “Talk About” page (Reproducible E) to take home.

SAY: Share the “Talk About” page with your parents when you go home. It has some information about today’s lesson that you and your parents can share and discuss.



Living in Peace

Draw an unusual animal on the farm with the farm animals.



For Nonreaders


Art: Scott Spinks/Storybook Arts
ORSS, © 2016 Abingdon Press

DEEP
BLUE

DeepBlueKids.com

The Peaceable Kingdom

Isaiah was a prophet who lived over 700 years before Jesus was born. A prophet is one who delivers messages from God. Isaiah told people that one day there would be peace in God's world. Isaiah said the peace would be so widespread even animals that normally did not get along would live peaceably together. Isaiah also spoke about a little child who would lead the world into peace. Jesus came as a little child to show us how to live in peace.



This is what Isaiah said:

The wolf will live with the lamb,

and the leopard will lie down with the young goat;

the calf and the young lion will feed together,

and a little child will lead them.

The cow and the bear will graze.

Their young will lie down together,

and a lion will eat straw like an ox.


A nursing child will play over the snake's hole;

toddlers will reach right over the serpent's den.

They won't harm or destroy anywhere on my holy mountain.

The earth will surely be filled with the knowledge of the LORD,

just as the water covers the sea.




(Based on Isaiah 11:6-9)

For Everyone


Art: Four Story Creative
ORSS, © 2016 Abingdon Press

**DEEP
BLUE**

DeepBlueKids.com



Ornament, Part 1





For Everyone

Art: Scott Spinks/Storybook Arts
ORSS, © 2016 Abingdon Press



DeepBlueKids.com

Ornament, Part 2



For Everyone

Art: Scott Spinks/Storybook Arts
ORSS, © 2016 Abingdon Press

**DEEP
BLUE**

DeepBlueKids.com



Talk About The Peaceable Kingdom

Say the Bible verse together:

"I'll take you as my people, and I'll be your God." (Exodus 6:7)

Talk about today's Bible story at home:

In Isaiah, chapter 11, the prophet spoke about a place where all God's creatures live together in peace. Isaiah also said, "a little child will lead them." These verses from Isaiah are often read during Christmas time as we prepare to celebrate the birth of Jesus. Jesus preached a message of peace and love.

What do you think the world would be like if everyone treated each other with love and lived together peaceably?

What are some ways you can show peace and love to other people?

Pray together:

Thank you, God, for Jesus. Help us to show love and live peaceably with those around us. Amen.

Bible Story

Isaiah 11:6-9

Anchor Point


God cares for all people.



The Deep Blue Crew are waiting to hang out with you!

Scan this QR code to download the **Deep Blue Kids App**.
Or visit www.DeepBlueKids.com.





**“I’ll take you as my people,
and I’ll be your God.”**

Exodus 6:7



"I'll take you as my people, and I'll be your God."

Exodus 6:7




**I'll
(God)**



**take
(care of)**



you



people



**I'll
(God)**

